






## Exhibit 6.2



Enfield Pointe Matrix of Required Retrofits to Public and Common Use Areas



## ENFIELD POINTE APARTMENTS: PUBLIC AND COMMON USE AREAS



### A. INACCESSIBLE FEATURES PUBLIC AND COMMON AREAS

Numbers	Inaccessible Brochure Holder	Deficiency	Required Retrofit
1	 <p><i>Brochure holder.</i></p>	The brochure holder is 55-1/2 inches above the floor (maximum 54 inches allowed).	Relocate brochure holder to comply with ANSI 4.2.6.
<b>Inaccessible Restroom Features</b>			
2	 <p><i>Height of coat hook in women's restroom.</i></p>	The women's restroom coat hook is more than 56-1/2 inches above the floor (maximum 54 inches allowed).	Modify coat hook to comply with ANSI 4.2.6.

Numbers	Inaccessible Brochure Holder	Deficiency	Required Retrofit
3	 <p><i>Toilet in men's restroom.</i></p>  <p><i>Dimension from wall to toilet centerline.</i></p>	<p>The men's restroom toilet centerline is approximately 19-1/2 inches from the side wall (maximum 18 inches required).</p>	<p>Modify toilet by installing offset toilet flange to comply with ANSI 4.16.2.</p>
4	 <p><i>Toilet in women's restroom.</i></p>	<p>The toilet paper dispensers are not in front of the nose of the toilets, are less than 7 inches from the nose of the toilet, and are less than 36 inches from the back wall (minimum 7 inches and maximum 9 inches required from nose of toilet).</p>	<p>Modify toilet paper dispenser to comply with ANSI 4.16.6.</p>

Numbers	Inaccessible Brochure Holder	Deficiency	Required Retrofit
	 <p><i>Dimension from rear wall to nose of toilet.</i></p>  <p><i>Dimension from rear wall to toilet paper dispenser.</i></p>		

Numbers	Inaccessible Brochure Holder	Deficiency	Required Retrofit										
B. ROUTES TO COMMON AREAS & COVERED DWELLING UNITS													
	Protruding Objects												
5	<div><p><i>Light fixture at unit 102 breezeway.</i></p><p><i>Protruding height</i></p></div>	<p>Typical breezeway lights and fire extinguisher cabinets protrude more than 4 inches into the circulation path (maximum 4 inches allowed). Each breezeway has two lights and one fire extinguisher cabinet at the first floor.</p> <table><tr><td>Breezeway</td><td>Protrusion</td></tr><tr><td><u>Location</u></td><td><u>(inches)</u></td></tr><tr><td>Unit 102 light fixture</td><td></td></tr><tr><td>Depth of protrusion</td><td>6-1/2</td></tr><tr><td>Height to bottom</td><td>77-3/4</td></tr></table>	Breezeway	Protrusion	<u>Location</u>	<u>(inches)</u>	Unit 102 light fixture		Depth of protrusion	6-1/2	Height to bottom	77-3/4	<p>Modify protruding objects that project more than 5" into the circulation path to comply with ANSI 4.4.1.</p>
Breezeway	Protrusion												
<u>Location</u>	<u>(inches)</u>												
Unit 102 light fixture													
Depth of protrusion	6-1/2												
Height to bottom	77-3/4												

Numbers	Inaccessible Brochure Holder	Deficiency	Required Retrofit
	 <p><i>Protruding depth.</i></p>  <p><i>Typical breezeway</i></p>		
	<b>Other Inaccessible Common Area Features</b>		

Numbers	Inaccessible Brochure Holder	Deficiency	Required Retrofit
6	 <p><i>Sink at kitchenette.</i></p>  <p><i>Measurement of toe space.</i></p>	Toe space at kitchenette is 7-1/2 inches high (minimum 9 inches required).	Modify toe space to comply with ANSI 4.19.3.

Numbers	Inaccessible Brochure Holder	Deficiency	Required Retrofit
7	 <p><i>Outlet and microwave at kitchenette.</i></p>  <p><i>Clear width at countertop.</i></p>	<p>The countertop outlet and microwave do not have the minimum clear floor space required. Refrigerator blocks parallel approach. The clear space is 27-1/2 inches wide (minimum 48 inches required for parallel approach).</p>	<p>Subject to tolerances contained in the agreed-upon remediation protocols, modify existing outlet or install a GFI-rated, molded, multi-plug outlet with commercial grade components to bring outlet into compliance with Requirement #5. Any such outlet must be approved by the United States prior to installation. In addition, relocate microwave to comply with 4.2.6.</p>