

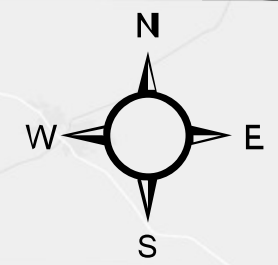
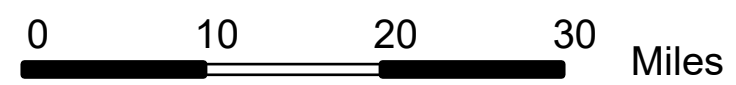
EXHIBIT B

US & CFPB v. Trustmark National Bank

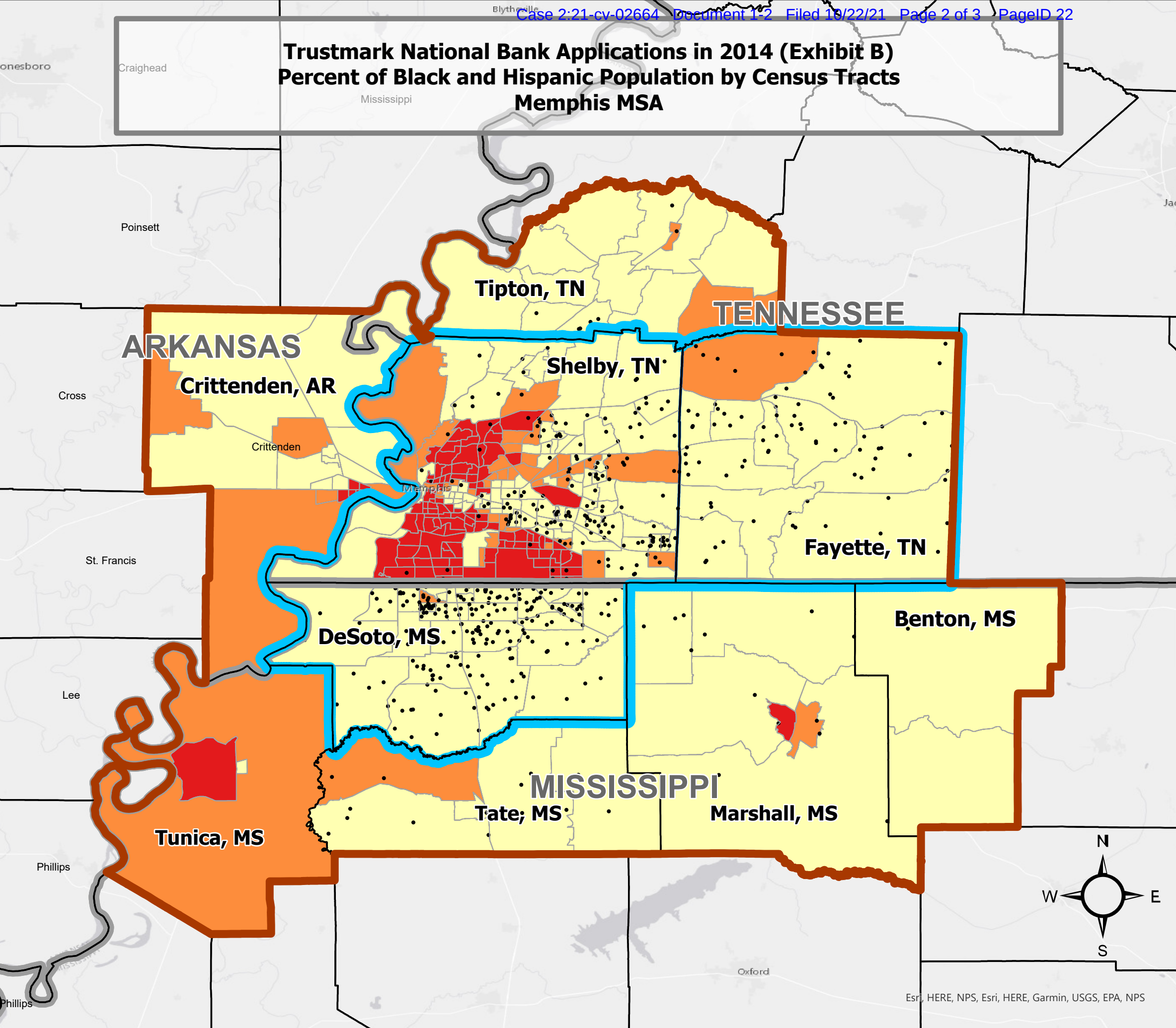
Trustmark National Bank Applications in 2014 (Exhibit B) Percent of Black and Hispanic Population by Census Tracts Memphis MSA

Legend

- 1 Dot = 1 Application
- Trustmark Bank Application
- ACS 2015 Census Data by Census Tracts
Black and Hispanic Population Percentage
- ≤49.9%
- >50% and ≤79.9%
- >80% and ≤100%
- Bank Assessment Area Boundary
- Memphis MSA Area Boundary
- County Boundary
- State Boundary



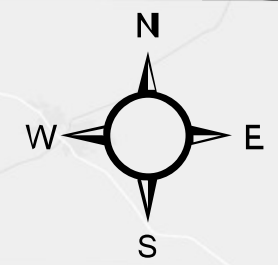
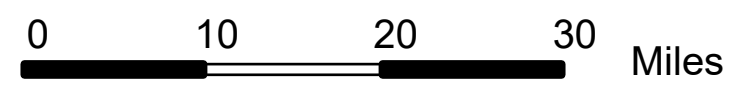
Prepared by:
U.S. Department of Justice
Civil Rights Division
Washington D.C. 20530
Date: 7/29/2021



Trustmark National Bank Applications in 2018 (Exhibit B) Percent of Black and Hispanic Population by Census Tracts Memphis MSA

Legend

- 1 Dot = 1 Application
- Trustmark Bank Application
- ACS 2015 Census Data by Census Tracts
Black and Hispanic Population Percentage
- ≤49.9%
- >50% and ≤79.9%
- >80% and ≤100%
- Bank Assessment Area Boundary
- Memphis MSA Area Boundary
- County Boundary
- State Boundary



Prepared by:
U.S. Department of Justice
Civil Rights Division
Washington D.C. 20530
Date: 7/29/2021

