

***EOIR Courts & Appeals System (ECAS)
Summary of Enhancements for DHS
October 2018***

Contents

1.	List of All Documents in an eROP	2
3.	View Individual Documents in an eROP	2
4.	Display DHS Uploaded Documents	4
5.	Display Status of DHS Uploaded Documents	4
6.	View All DHS Uploaded Documents Across Cases at Once	4
7.	Amended Document Category/Subcategories for Document Upload	5
8.	Remove Hearing Location from Document Upload	6
9.	Removed the Emergency Checkbox from Document Upload	6
10.	Security Disclaimer Added	6
11.	What's New Added	7

1. List of All Documents in an eROP

A listing of all documents included in an eROP is available without having to download the entire eROP. This allows DHS users to quickly locate a specific document within an eROP.

Previously, filers could only see the status of documents they had electronically filed. With this release DHS users can view all documents accepted into an eROP regardless of uploader (i.e., DHS, respondent attorney/accredited representative, OCIJ, or BIA).

2. Details of All Documents in an eROP

The details categories listed below will help DHS users identify the contents of each individual document form, which is especially useful when looking to reference a particular document.

- Document Type
- Filed On Date
- Filed By (i.e., DHS, respondent attorney/accredited representative, OCIJ, or BIA)

3. View Individual Documents in an eROP

Previously, DHS users had to download the entire eROP to see individual documents in the eROP. Now DHS users can quickly locate and view a specific document within an eROP without downloading anything.




Alien Number	Initiation Date	eROP ID	Document Filed For	Case Type	Base City	Case Status	Upload / Download
208-168-058	05/06/2015	201810040002	Merit Proceeding	I-862 Notice to Appear	ATL	Pending	  

Figure 1: View Individual Documents in an eROP – List of eROPs Screen

Documents	Document Type	Filed On	Filed By
	Rejection	10/04/2018	DHS
	Motion for a Stay of Removal / Extension to Stay	10/04/2018	DHS
	Rejection	10/04/2018	Alien / Attorney Representative
	I-862 Notice to Appear	10/04/2018	BIA
	Status Report / Request	10/04/2018	Alien / Attorney Representative
	Evidence	10/04/2018	BIA
	EOR-26 Appeal a Decision by an Immigration Judge	10/04/2018	Amicus
	EOR-26A Fee Waiver Request	10/04/2018	BIA

Figure 2: View Individual Documents in an eROP – List of Documents Screen

THE EXECUTIVE OFFICE FOR
IMMIGRATION REVIEW

Search

Upload Initiation Documents

View My Uploads

Whats New

View Document

UNITED STATES DEPARTMENT OF JUSTICE
EXECUTIVE OFFICE FOR IMMIGRATION REVIEW
IMMIGRATION COURT

Respondent Name: VENTURA-MEDINA, JENNIFER LIZBETH	Alien Registration Number: 208-168-058
Address: 503 CONCEPTS 21 DRIVE NORCROSS GA 30092 9675	REJECTION NOTICE
	Date: 10/04/2018

**REJECTED FILING
NOTICE TO ATTORNEY OR REPRESENTATIVE**

This notice is to inform you that the filing received by the Immigration Court on 10/04/2018 is being rejected for the reasons given below. If you re-file a corrected document, please attach this rejection notice to the corrected document. You must also serve a copy of the corrected filing on the opposing party.

Document being rejected: 10Pages.pdf

1. Improperly Combined Submission
2. Incorrect Filing Location (Case at BIA)

Close

Figure 3: View Individual Documents in an eROP – Open Document Screen

4. Display DHS Uploaded Documents

View My Uploads now contains a list of documents uploaded by DHS only, which allows DHS users to keep track of their individual uploads.

5. Display Status of DHS Uploaded Documents

View My Uploads has details including the status of individual documents. The portal will display the individual status of each document after the court's acceptance, rejection, or removal. This will allow users to see the status of each document without having to locate the acceptance or rejection notice or email.

6. View All DHS Uploaded Documents Across Cases at Once

View My Uploads also provides the Alien Number. This allows users to review individual uploads across different cases, which is particularly helpful for DHS users when tracking all the cases they have electronically filed against.

THE EXECUTIVE OFFICE FOR IMMIGRATION REVIEW

DHS Portal

Search

Upload Initiation Documents

View My Uploads

Search Form

Alien Number

Enter Alien Num

Search

Cancel

Document Status

Alien Number	Initiation Date	File Name	Document Filed For	Document Type	Upload Date	Status
208-168-058	05/06/2015	DHS Supporting upload.pdf	Merit Proceeding	undefined	10/05/2018	Uploaded
208-168-058	05/06/2015	2PageSample.pdf	Merit Proceeding	Motion for a Stay of Removal / Extension to Stay	10/04/2018	Accepted
208-168-058	05/06/2015	10Pages.pdf	Merit Proceeding	I-831, Continuation Page	10/04/2018	Rejected
200-582-988	04/01/2011	DHS Supporting upload.pdf	Bond / Custody	Evidence	10/04/2018	Accepted
200-582-988	04/01/2011	DHS Supporting upload.pdf	Bond / Custody	Application	10/04/2018	Rejected
202-175-258	01/13/2015	2PageSample.pdf	Merit Proceeding	undefined	10/04/2018	Accepted
202-175-258	01/13/2015	2PageSample.pdf	Merit Proceeding	undefined	10/04/2018	Accepted

Figure 4: View My Uploads Screen

7. Amended Document Category/Subcategories for Document Upload

Based on feedback from pilot users, EOIR has expanded the list of document subcategories available when electronically filing with the court. Specifically, the Applications & Fees and Briefs & Evidence lists were expanded to include more typical types of DHS filings. The following table shows the expanded document subcategories that are now available.

Table 1: Document Category/Subcategory

Document Category	Document Sub Category
Applications & Fees	EOIR 42A, Application for Cancellation of Removal for Certain Permanent Residents
	EOIR 42B, Application for Cancellation of Removal and Adjustment of Status for Certain Non-Permanent Residents
	EOIR-40, Application for Suspension of Deportation
	I-485, Application to Register Permanent Residence or to Adjust Status
	I-589, Application for Asylum and for Withholding of Removal
	I-881, Application for Suspension of Deportation or Special Rule Cancellation of Removal
	Application
	Status Report / Request
Briefs & Evidence	Amended NTA
	Conviction Records / Arrest Warrants / Criminal Dockets
	Evidence
	I-200, Warrant for Arrest of Alien
	I-213, Record of Deportable / Inadmissible Alien
	I-261, Additional Charges of Inadmissibility / Deportability
	I-286, Notice of Custody Determination
	I-830, Notice to EOIR: Alien Address
	I-831, Continuation Page
	I-860, Notice and Order of Expedited Removal
	I-867A, Record of Sworn Statement in Proceedings under Section 235(b)(1)
	I-869, Record of Negative Credible Fear Finding and Request for Review by Immigration Judge
	I-870, Record of Determination / Credible Fear Worksheet
	I-871, Notice of Intent / Decision to Reinstate Prior Order
	Legal Brief
	M-444, Information About Credible Fear Interview
	Pleadings
	Witness List

8. Remove Hearing Location from Document Upload

Based on feedback from the ECAS pilot sites, EOIR has removed the hearing location from the DHS Portal document upload screen. Users will only have to file with a specific court base city. Users will no longer need to identify the specific hearing location within the base city when filing an initiation document.

The screenshot displays the 'Initiation Document Upload Form' on the DHS Portal. On the left, a navigation menu contains 'Search', 'Upload Initiation Documents', and 'View My Uploads'. The main form area includes the following fields and controls:

- Document Category:** A dropdown menu with the selected option 'I-863 Notice of Referral to Immigration Jud'.
- Document Subcategory:** A dropdown menu with the selected option '--Choose a Subcategory--'.
- Alien Number:** A text input field with the placeholder 'Enter Numbers only'.
- This is a Rider:** Radio buttons for 'Yes' and 'No'. The 'No' option is selected. A red message reads: 'Please upload lead initiation documents before Rider initiation documents.'
- Charging Document Date:** A date selection field.
- Base City:** A dropdown menu with the selected option '--Choose Base City--'. A large red arrow points to this field.
- File Name:** A text input field followed by a 'Browse...' button.

At the bottom of the form are two buttons: 'Upload' (orange) and 'Cancel' (red).

Figure 5: Initiation Document Upload Form Screen – Base City Only Required

9. Removed the Emergency Checkbox from Document Upload

EOIR was able to reduce the number of steps required when filing through the portal by removing the Emergency field from the document upload. To streamline the electronic filing process, EOIR will automatically mark documents as emergency based on the document subcategory (e.g., Motion to Stay).

10. Security Disclaimer Added

A security disclaimer was added to the portal. It highlights the terms and conditions for using the DHS Portal, which includes authorized use specifications.

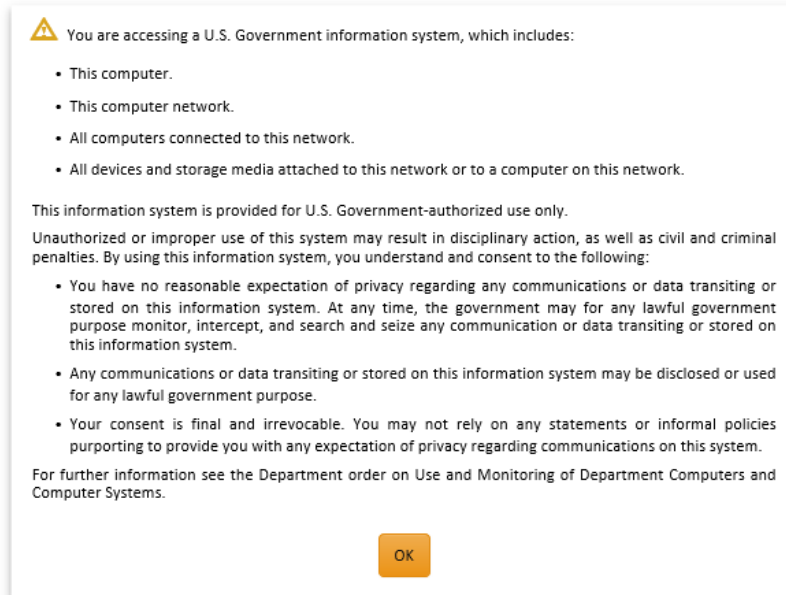


Figure 6: Security Disclaimer Screen

11. What's New Added

The What's New button points DHS users to [EOIR's I³ page](#) where they can review the latest release enhancements and changes to the DHS Portal.

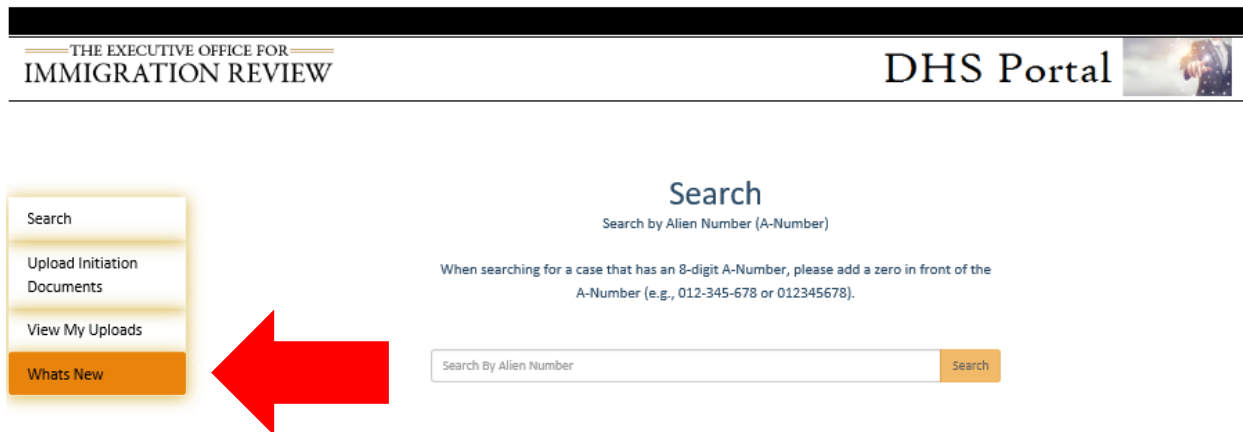


Figure 7: What's New Button