

FY 2013

***Interagency Crime and Drug Enforcement
Congressional Budget Submission***



Intentionally Left Blank

Table of Contents

	Page No.
I. Overview	4
II. Summary of Program Changes	14
III. Appropriations Language and Analysis of Appropriations Language	16
IV. Decision Unit Justification	18
A. Investigations	18
1. Program Description	
B. Prosecutions	21
1. Program Description	
C. Transnational Organized Crime Investigations.....	23
1. Program Description	
D. Performance, Resources, and Strategies	28
E. Performance Tables	36
V. Program Increases by Item	42
VI. Program Offsets by Item	46
VII. Exhibits	
A. Organizational Chart	
B. Summary of Requirements	
C. FY 2013 Program Increases/Offsets by Decision Unit	
D. Resources by DOJ Strategic Goal and Strategic Objective	
E. Justification for Base Adjustments	
F. Crosswalk of 2011 Availability	
G. Crosswalk of 2012 Availability	
H. Summary of Reimbursable Resources (Not applicable)	
I. Detail of Permanent Positions by Category	
J. Financial Analysis of Program Changes	
K. Summary of Requirements by Grade	
L. Summary of Requirements by Object Class	
M. Status of Congressionally Requested Studies, Reports, and Evaluations	

Intentionally Left Blank

I. OVERVIEW FOR THE ORGANIZED CRIME DRUG ENFORCEMENT TASK FORCES (OCDETF) PROGRAM

A. General Overview

1. Budget Summary

The Organized Crime Drug Enforcement Task Forces (OCDETF) Program directly supports:

- Chapter 5 (Disrupt domestic drug trafficking and production) of the 2011 *President's National Drug Control Strategy*;
- Strategic Goals 2.3 (Combat the threat, trafficking, and use of illegal drugs and the diversion of licit drugs) and 2.4 (Combat corruption, economic crimes, and international organized crime) of the *Department of Justice's FY 2012 – FY 2016 Strategic Plan*;
- the Strategic Goals and Strategic Objectives of the 2011 *National Southwest Border Counternarcotics Strategy (SWB CN Strategy)* and the 2011 *National Northern Border Counternarcotics Strategy (NB CN Strategy)*;
- the July 2011 *White House's Strategy to Combat Organized Crime*; the 2009 Administration and Department of Justice's Southwest Border Strategy; and the
- 2010 Department of Justice's Strategy for Combating the Mexican Cartels.

The FY 2013 OCDETF Program Budget Request is comprised of 3,282 positions, 3,228 FTE, and \$524,793,000 in funding for the Interagency Crime and Drug Enforcement (ICDE) Appropriation, of which \$3,000,000 will be used for investigative costs associated with transnational organized crime (TOC). Electronic copies of the Department of Justice's Congressional Budget Justifications and Capital Asset Plan and Business Case exhibits can be viewed or downloaded from the Internet using the Internet address:

<http://www.usdoj.gov/jmd/2011justification/>.

The OCDETF Program is the centerpiece of the Department's long-term drug enforcement strategy. It is the Program that coordinates and channels all elements of federal law enforcement – including the Department of Homeland Security (DHS) and the Department of the Treasury – in its efforts against the largest national and international drug-trafficking and money laundering organizations. It provides national policy direction and oversight, with accountability and results. After more than a quarter century of operations, OCDETF continues to be the vehicle to maintain the fight against today's violent Mexican drug cartels and other emerging threats. In FY 2011, OCDETF seized approximately \$421 million in cash and property; and forfeitures amounted to \$559 million. Whereas, the Program received \$527.5 million in appropriations, it produced a 186 percent return on investment by collecting nearly \$1 billion in forfeitures and seizures. OCDETF's performance measures ensure that the funds it receives are maximized and used most efficiently.

The Department of Justice's *Law Enforcement Strategy to Combat Transnational Organized Crime (TOC Strategy)*, which the Department of Justice issued under the auspices of the Attorney General's Organized Crime Council (AGOCC)² on July 25, 2011, represents a major

² The AGOCC, which is chaired by the Deputy Attorney General, is an outgrowth of an Executive Order issued by President Lyndon B. Johnson in 1968 that placed the Attorney General in charge of

step forward in our national response to organized crime and complements the Administration's overall *Strategy to Combat Transnational Organized Crime* also released on July 25, 2011. DOJ's law enforcement TOC strategy responds directly to the *Transnational Organized Crime Threat Assessment* completed in October 2007. This threat assessment established that organized crime can no longer be associated exclusively with traditional, domestic groups, but is now fully transnational in its origin, composition, and scope. Transnational organized crime poses unprecedented threats to the United States' national and economic security. These threats include attempts by organized criminals to exploit our energy and other strategic sectors; support terrorists and hostile governments; manipulate our financial, securities, and commodities markets; and engage other serious criminal activities.

2. Introduction

The OCDETF Program continues to be the centerpiece of the Justice Department's intra- and inter-agency drug enforcement strategy, pursuing comprehensive, prosecutor-led, multi-agency, intelligence-driven, multi-jurisdictional investigations of major drug trafficking and money laundering organizations that are responsible for the flood of illegal drugs in the United States, and the violence generated by the drug trade. Consistent with the *President's National Drug Control Strategy*, which seeks to "break" the cycle of drug abuse by making the drug trade more costly and less profitable, OCDETF simultaneously attacks all elements of the most significant drug organizations affecting the United States. These include the international supply sources, their international and domestic transportation organizations, the regional and local distribution networks, and the violent enforcers the traffickers use to protect their lucrative business from their competitors and from the law. At the same time, OCDETF attacks the money flow and firearms trafficking that support the drug trade – depriving drug traffickers of their criminal proceeds and the resources needed to finance future criminal activity. Beginning in FY 2010, one hundred percent of OCDETF investigations initiated have an active financial component.

OCDETF has long recognized that no single law enforcement entity is in a position to disrupt and dismantle sophisticated drug and money laundering organizations alone. OCDETF combines the resources and expertise of its seven federal agency members — the Drug Enforcement Administration (DEA); the Federal Bureau of Investigation (FBI); the Bureau of Alcohol, Tobacco, Firearms and Explosives (ATF); the U.S. Marshals Service (USMS); the Internal Revenue Service (IRS); the U.S. Immigration and Customs Enforcement (ICE); and the U.S. Coast Guard (USCG) — in cooperation with the Department of Justice's Criminal Division, the 94 U.S. Attorneys' Offices, and state and local law enforcement, to identify, disrupt, and dismantle the drug trafficking and money laundering organizations most responsible for the

coordinating all federal law enforcement activity against organized crime. The traditional role of the AGOCC has been to promote interagency coordination, evaluate the threat presented by organized crime, and advise the Attorney General on national priorities and a national organized crime strategy. In 2008, the AGOCC began to consider the threat from transnational organized crime, rather than the Italian-American mafia, to be the primary organized crime threat facing the United States. In response, the AGOCC began developing a new 21st Century organized crime program that would be nimble and sophisticated enough to combat the threat posed by transnational organized criminals for years to come.

Nation's supply of illegal drugs and the violence the drug trade generates and fuels. OCDETF works because it effectively leverages the investigative and prosecutorial strengths of each participant to combat drug-related organized crime. The OCDETF Program promotes intelligence sharing and intelligence-driven enforcement and strives to achieve maximum impact through strategic planning and operational coordination.

The OCDETF Program focuses participants on the mission of attacking high-level organizations through coordinated, nationwide investigations. OCDETF coordinates the annual formulation of the Consolidated Priority Organization Target (CPOT) List whereby agencies nominate targets to be included on the list. Ultimately, a multi-agency target list of the "command and control" elements of the most prolific international drug trafficking and money laundering organizations is identified. The Program also requires its participants to identify and nominate major Regional Priority Organization Targets (RPOTs) as part of the annual Regional Strategic Plan process to be included on the RPOT list. Program resources are allocated, in part, on the basis of how successfully Program participants focus their efforts on the CPOTs and RPOTs and address the most significant and emerging drug threats. The nature of the OCDETF Program, including its focus on the highest priority targets both nationally and internationally, ensures that drug enforcement resources are used for the greatest impact on the U.S. supply of dangerous drugs.

Transnational Organized Crime

To be successful, the *TOC Strategy* recognized the need for a true multi-agency platform – a merged and badgeless organization that combines the resources and interests of all critical law enforcement partners. At the heart of the *TOC Strategy* is the recognized need to collect, synthesize, and timely disseminate information and intelligence from multiple sources to enable federal law enforcement to prioritize and target the TOC figures and organizations that pose the greatest threat to the United States, take appropriate enforcement actions, and effectively coordinate investigations and prosecutions involving these threats across jurisdictions.

The AGOCC established the International Organized Crime Intelligence and Operations Center (IOC-2) on May 29, 2009, in partnership with the OCDETF Fusion Center (OFC) and the Special Operations Division of the Drug Enforcement Administration (SOD). By joining these firmly established organizations, the Department of Justice was able to stand up the IOC-2 and commence operations in a very short timeframe and with minimal additional expense to the Government. IOC-2 was able to leverage the already existing tools of the OFC and SOD, while simultaneously benefiting those organizations by expanding the scope of their missions, collection, and agency participation. IOC-2 brought several new federal law enforcement agencies into partnership with the OFC and SOD, and significantly enhanced the scope of contribution of current partners. For example, ICE, the U.S. Secret Service (USSS), the Department of State's Diplomatic Security Service (DoS-DS) and the Department of Labor's Inspector General's Office (DoL-IG) all joined the OFC at the time of the creation of IOC-2 and began contributing their investigative data to the OFC's fused datapool. Similarly, the USSS and DoS-DS joined SOD at the time of IOC-2's creation.

The IOC-2 Operations Division is co-located at SOD, which is best described as an operations center rather than an intelligence center because its functions go beyond the gathering and processing of intelligence. SOD provides operational targeting, support, and coordination for

long-term, multi-agency investigations. It disseminates leads that have been developed from intelligence sources to field investigators and coordinates the resulting investigations. SOD targets the command and control communications of major drug trafficking and narco-terrorism organizations, with a special emphasis placed on those organizations that operate across jurisdictional boundaries on a regional, national, and international level. The IOC-2 Operations Division operates in the same manner as SOD, but with a focus on TOC groups rather than drug trafficking organizations.

The IOC-2 Intelligence Division is co-located at the OFC, which is the comprehensive data center containing IOC, drug and related financial data from DEA, ICE, ATF, FBI, IRS, USSS, DoS-DS, DoL-IG, the USMS, the U.S. Coast Guard, the National Drug Intelligence Center (NDIC), the El Paso Intelligence Center (EPIC), the Financial Crimes Enforcement Network (FinCEN), the Department of State's Bureau of Consular Affairs, and other key players in the international drug enforcement world. The IOC-2 Intelligence Division, through its access to OFC tools, provides critical law enforcement intelligence support for long-term and large-scale investigations, complementing the mission of SOD by providing non-communications intelligence at an operations level. The OFC conducts cross-agency and cross-jurisdictional integration and analysis of IOC and drug related data to create comprehensive pictures of targeted organizations through its fused database, Compass. Using the protocols established by SOD, the OFC passes actionable leads to field investigative units.

3. Issues, Outcomes and Strategies

The requested funds will enable the OCDETF Program to maintain its current level of service and performance.

Since FY 2002, OCDETF's budget requests have proposed a series of enhancements aimed at strategically reducing the nation's drug supply and maximizing the Program's performance. OCDETF continually seeks to balance increased investigative resources with appropriate prosecutorial resources. Specifically, OCDETF focuses on ensuring that the OCDETF member agencies will continue to develop intelligence-driven strategies and initiatives that identify entire drug trafficking networks, including their financial infrastructure and the channels through which they obtain their weapons, and launch coordinated efforts designed to disrupt and dismantle every component of those networks worldwide.

Department of Justice Strategic Goal 2: Prevent Crime, Protect the Rights of the American People, and Enforce Federal Law

OCDETF's request is in direct support of the Department of Justice's Strategic Objective 2.3: "Combat the threat, trafficking, and use of illegal drugs and the diversion of licit drugs." Providing drug enforcement resources to the OCDETF Program ensures that those resources will be focused on the highest priority drug trafficking and money laundering targets, while leveraging the expertise and existing resources of OCDETF's member agencies from the Departments of Justice, Homeland Security, and Treasury. The disruption and dismantlement of drug trafficking networks operating regionally, nationally, and internationally is a critical component of the supply reduction effort.

President's National Drug Control Strategy Chapter 5: Disrupt Domestic Drug Trafficking and Production

In addition, OCDETF's FY 2013 budget request directly supports Chapter 5 of the 2011 *President's National Drug Control Strategy*: "Disrupt Domestic Drug Trafficking and Production," by providing resources to attack the CPOTs and "Gatekeeper" organizations responsible for drug smuggling, money laundering, violence, murder, and corruption across the Southwest Border. OCDETF continues to focus on denying drug traffickers their profits by utilizing intelligence-driven counter-drug operations through the OCDETF Fusion Center and the eleven OCDETF Co-Located Strike Forces:

- Tampa (Panama Express),
- Puerto Rico (Caribbean Corridor Initiative),
- San Diego (Major Mexican Trafficking Task Force),
- Arizona (including Phoenix and Tucson),
- El Paso,
- South Texas (including Houston, Laredo, McAllen, and San Antonio),
- New York, Boston,
- Atlanta (the David G. Wilhelm OCDETF Strike Force),
- Chicago, and
- Denver

2011 National Southwest Border Counternarcotics Strategy and 2011 National Northern Border Counternarcotics Strategy, Strategic Goals: Substantially Reduce the Flow of Illicit Drugs, Drug Proceeds, and Associated Instruments of Violence across the Southwest and Northern Borders

OCDETF's FY 2013 budget request also directly supports the Strategic Goals of the 2011 *Southwest Border Counternarcotics Strategy* and the 2011 *Northern Border Counternarcotics Strategy*, which are to substantially reduce the flow of illicit drugs, drug proceeds, and associated instruments of violence across the Southwest and Northern Borders. OCDETF's focus is designed to enable its member agencies to achieve the Strategic Objectives of the two Strategies. These objectives are to:

- enhance intelligence and information sharing capabilities and processes associated with the Southwest and Northern Borders;
- interdict drugs, drug proceeds, and associated instruments of violence, in the air and maritime domains, at the ports of entry, and between the ports of entry along the borders;
- ensure the prosecution of all significant drug trafficking, money laundering, bulk currency, and weapons trafficking/smuggling cases;
- disrupt and dismantle drug trafficking organizations operating along the borders;
- enhance counterdrug technologies for drug detection and interdiction along the borders;
- enhance U.S. – Mexico cooperation regarding joint counterdrug efforts along the Southwest Border; and
- enhance counterdrug efforts and cooperation with tribal governments along the Northern Border.

2009 and 2010 Southwest Border Strategy and Strategy for Combating Mexican Drug Cartels

Finally, OCDETF's FY 2013 budget request directly supports, and is squarely aligned with President Obama's and Attorney General Holder's announced 2009 Southwest Border Strategy, as well as the 2010 Department of Justice Strategy for Combating the Mexican Cartels. The specific goals of the two Strategies are to systematically degrade the power of the Mexican drug cartels, while simultaneously improving the capacity of the Mexican law enforcement institutions to confront the cartels domestically. The desired outcomes of the Strategies are to:

- increase the security of U.S. citizens along the Southwest Border and throughout the country;
- reduce the flow of contraband, primarily drugs, entering the United States; and
- reduce the flow of weapons and illegal cash into Mexico.

The specific law enforcement strategy to be pursued to achieve those desired outcomes is to continue to foster coordinated, nationwide investigations and prosecutions that inflict maximum damage on the cartels by incapacitating, through incarceration, large segments of the leadership cadres of the cartels, along with as many subordinate cartel members and facilitators as possible, while simultaneously destroying the financial infrastructure of the cartels through seizure and forfeiture of cartel assets. Both of the Department's Strategies specifically embrace the OCDETF model to achieve their comprehensive, proactive goals.

4. OCDETF Program Costs

OCDETF's budget request includes funding to reimburse participating OCDETF agencies from the Department of Justice. Funding for OCDETF participation by non-Justice agencies is sought in the budget requests of their respective Departments.

The Decision Units are structured to reflect Investigations and Prosecutions. The administrative program support provided by the OCDETF Executive Office is pro-rated between those two Decision Units, based upon the percentage of total appropriated ICDE Program funding attributable to the member agencies within each Decision Unit. OCDETF would like to add a third decision unit to separate out its focus on Transnational Organized Crime and the IOC-2.

Investigations Decision Unit – This decision unit includes the resources that support investigative activities of the following participating agencies: ATF, DEA, FBI, and USMS. Also included are the resources that support the intelligence activities of OCDETF's member agencies and the OCDETF Fusion Center. Investigative activities by ICE, USCG, and IRS in support of the OCDETF Program are funded out of the direct appropriations of their respective Departments – DHS for ICE and USCG and Treasury for IRS.

Investigative expenses include: Purchase of Evidence/Payment for Information (PE/PI), mission-related travel, training, operational funding, supplies, electronic surveillance costs, and other equipment costs. Intelligence expenses include: basic and advanced training, software, workstations, desktop and laptop computers, other equipment costs, and mission-related travel.

Prosecutions Decision Unit – This decision unit includes the reimbursable prosecution resources situated at the 94 U.S. Attorneys’ Offices around the country (executed through the Executive Office for U.S. Attorneys (EOUSA)) and at the Criminal Division of the Department of Justice (executed through attorneys in the Criminal Division and the OCDETF Executive Office).

Prosecution-related expenses include: case-related travel; training; printing and reproduction of court documents and court instruments; filing and recording fees; reporting and transcripts for deposition, grand jury, and court proceedings; litigation support; litigation graphics; fees for the reproduction of financial records; stenographic/interpreter services; translation expenses for securing foreign evidence and extradition; supplies and materials; and Automated Data Processing (ADP) and other equipment.

Transnational Organized Crime Investigations-This decision unit includes the resources that support the investigative activities related to Transnational Organized Crime, including IOC-2. The IOC-2 Operations and Intelligence divisions are the vehicles used to address TOC. The operational costs related to investigating and prosecuting TOC cases include such items as domestic and overseas travel and temporary duty assignments, wiretaps, translation services, expert witness fees, and the establishment and support of regional IOC-2 task forces.

5. OCDETF Performance Challenges

The following are examples of some of the most significant performance challenges that OCDETF must confront.

External Challenges:

National Priorities: National emergencies have caused some of the OCDETF member agencies to divert resources to responding to individual instances of criminal activity that are the result of the larger problem.

Local Government: State and local law enforcement agencies participate in approximately 90 percent of OCDETF investigations nationwide. Changes in the fiscal posture or policies of state and local governments can have dramatic effects on the capacity of state and local agencies to remain effective law enforcement partners. In addition, many state and local law enforcement officers serve as reservists and are called away for military duty.

Globalization: Issues of criminal justice increasingly transcend national boundaries, requiring the cooperation of foreign governments and involving treaty obligations and other foreign policy concerns. The nature of the relationships between the U.S. and particular foreign governments can dramatically impact law enforcement’s ability to conduct operations against international sources of supply, to freeze and seize foreign assets, to apprehend fugitives in foreign countries, and to extradite defendants to stand trial in the U.S.

Technology: Criminals are increasingly taking advantage of advances in telecommunications and the widespread use of the Internet, resulting in the creation of new classes of crimes, and new challenges for law enforcement. These

technologies enable drug traffickers and money launderers to conduct their unlawful activities in ways that impede the effective use of traditional physical and electronic surveillance techniques, which otherwise are the most powerful means to infiltrate the highest levels of these organizations. Use of the Internet also makes it more difficult for law enforcement to identify the base of operations of certain criminal organizations.

Internal Challenges:

Resources: The OCDETF Program continues to review its resource allocations to determine the optimum balance of personnel costs and operational costs that will maximize the performance of the Program.

Competing Agency Priorities: OCDETF is a Program comprised of multiple federal agencies from three separate Executive Branch Departments. Each Department and member agency has mandated its own priorities for carrying out its part of the fight against illegal drugs. OCDETF member agencies may decide to fund their drug enforcement operations with monies from their direct appropriations, which they use at their own discretion, rather than to use OCDETF-allocated funds that they are accountable to OCDETF for using in support of the consolidated, multi-agency OCDETF mission. OCDETF must unite those agencies behind one single mission and ensure accountability for Program performance in an environment of competing philosophies and funding priorities in three different departments. This task is particularly challenging with non-Justice agencies. In order to encourage these agencies to continue their participation in the Program now that they are no longer funded through the DOJ OCDETF appropriation, OCDETF relies on its proven track record of success, along with the agencies' historical commitment to the OCDETF mission and approach.

Performance Measurement: While Program results are not easily measurable, particularly over the span of a single year, it is possible to discern some measures of success. Measuring Program success is complicated by the fact that drug supply reduction is a reflection of a number of factors, including drug seizures, eradication efforts, precursor chemical interdictions, cash and asset seizures, increased border/transportation security, international military operations, social and political forces, climatic changes and even natural disasters.

Balance of Direct and OCDETF-Funded Resources: Experienced OCDETF attorneys and agents are necessary to investigate and prosecute large-scale, sophisticated drug enterprises operating nationally and internationally. However, many OCDETF investigations against major supply organizations originate as non-OCDETF drug investigations targeting smaller drug networks and violent drug offenders. Thus, both direct-funded and OCDETF-funded resources are essential for effective drug supply reduction, and appropriate staffing levels must be maintained in each category.

Data Collection: Processes for case tracking, time reporting, and overtime tracking vary from agency to agency and from region to region, resulting in inconsistencies in data

and difficulties in monitoring compliance with OCDETF policies, procedures, and guidelines. The different processes can also complicate efforts to develop and monitor standard performance measures. However, OCDETF resolves these inconsistencies and complications as they occur by conducting regular reviews with its member agencies, addressing these data issues and implementing corrective measures.

Intentionally Left Blank

II. Summary of Program Changes

Item Name	Description				Page
		Pos.	FTE	Dollars (\$000)	
Transnational Organized Crime	Funding and one staff position to support operational expenses in pursuit of DOJ's Transnational Organized Crime activities.	1	1	3,000	42
Information Technology Offset	Information technology efficiencies will achieve savings.	0	0	(299)	46
Investigative Offset	Funding, 49 agent positions, and one support position will be collectively reduced from the investigative and prosecutorial component agencies.	(50)	(50)	(12,500)	47

Intentionally Left Blank

III. Appropriations Language and Analysis of Appropriations Language

Appropriations Language

INTERAGENCY CRIME ENFORCEMENT

For necessary expenses for the identification, investigation, and prosecution of individuals associated with the most significant drug trafficking, and affiliated money laundering organizations not otherwise provided for, to include inter-governmental agreements with State and local law enforcement agencies engaged in the investigation and prosecution of individuals involved in organized crime drug trafficking, [~~\$527,512,000~~] \$524,793,000, of which \$50,000,000 shall remain available until expended: Provided, That any amounts obligated from appropriations under this heading may be used under authorities available to the organizations reimbursed from this appropriation.

Analysis of Appropriations Language:

No substantive changes are proposed to the appropriation language.

Intentionally Left Blank

IV. Decision Unit Justification

A. Investigations

Investigations TOTAL	Perm. Pos.	FTE	Dollars \$(000)
2011 Enacted with Rescissions	2,280	2,278	\$378,783
2011 Supplemental	0	0	0
2011 Enacted w/Rescissions & Supplementals	2,280	2,278	378,783
2012 Enacted	2,280	2,278	378,447
Adjustments to Base and Technical Adjustments	0	0	4,898
2013 Current Services	2,280	2,278	383,345
2013 Program Offsets	(49)	(49)	(12,743)
2013 Request	2,231	2,229	370,602
Total Change 2012-2013	(49)	(49)	(7,845)

1. Program Description

The FY 2013 request for the Investigations Activity is 2,231 reimbursable positions, 2,229 work-years, and \$370,602,000.

OCDETF investigations cannot be conducted without the cooperation of OCDETF's various member agencies. OCDETF investigations require a mix of skills, experience, and enforcement jurisdiction, which no single agency possesses. The Program's strength is its ability to draw upon the combined skills, expertise, and techniques of each participating agency, both within, and outside of, the Department of Justice (the non-Justice agencies are funded by their own Departments). The OCDETF law enforcement agencies, which provide investigative and intelligence efforts on OCDETF cases are identified below:

Bureau of Alcohol, Tobacco, Firearms and Explosives (ATF) agents focus on major drug traffickers who also have violated laws related to the illegal trafficking and misuse of firearms and explosives. A significant portion of today's violent crime is directly associated with the distribution of drugs by sophisticated organizations. Firearms often serve as a form of payment for drugs and, together with explosives and arson, are used as tools by drug organizations for purposes of intimidation, enforcement and retaliation against their own members, rival organizations, law enforcement, or the community in general. Thus, ATF's jurisdiction and expertise make it a well-suited partner in the fight against illegal drugs.

Drug Enforcement Administration (DEA) is the agency most actively involved in the OCDETF Program with an average participation rate in investigations that has continually exceeded 80 percent. DEA is the only federal agency in OCDETF that has drug enforcement as its sole mission. The agency's vast experience in this field, its knowledge of international drug rings, its relationship with foreign law enforcement entities, and its working relationships with State and local authorities all have made DEA essential to the OCDETF Program.

Federal Bureau of Investigation (FBI) brings to OCDETF its extensive expertise in the investigation of traditional organized crime, public corruption and white collar/financial crimes. The FBI uses its skills to gather and analyze intelligence data and undertake sophisticated electronic surveillance. Although the FBI reorganized its direct drug resources following the events of 9/11, it remains committed to the OCDETF Program and to the goal of targeting major drug trafficking organizations and their financial infrastructure.

Internal Revenue Service-Criminal Investigation (IRS) agents work to dismantle and disrupt major drug-related money laundering organizations by applying their unique financial forensic skills to investigate all aspects of the organizations' illegal activities. The IRS uses the tax code, money laundering statutes, and asset seizure/forfeiture laws to thoroughly investigate the financial operations of targeted organizations. Given the OCDETF Program's concentration on identifying and destroying the financial systems that support the drug trade, and on seizing the assets and profits of major criminal organizations, IRS is a vital participant in the Program.

U.S. Immigration and Customs Enforcement (ICE) agents contribute valuable financial and drug investigative expertise and intelligence to the OCDETF Program as a direct result of the agency's responsibility for identifying and dismantling vulnerabilities affecting the Nation's border. The vast majority of drugs sold in this country are not produced domestically; the drugs themselves, or their essential precursor chemicals, are smuggled across one of our borders and transported for distribution throughout the country. ICE agents have a wide array of Customs and Immigration authorities at their disposal to support the Program, whether it be targeting high-risk vessels, containers, vehicles, or persons for inspection, or using their immigration expertise to ensure the arrest and prosecution of significant alien targets. In addition, ICE personnel are an invaluable asset in regional, national, and international money laundering investigations due to their financial investigative expertise.

United States Coast Guard (USCG) is primarily focused on drug interdiction and has found itself in a unique position to support the work of OCDETF. Although OCDETF does not fund USCG positions, the USCG is the maritime expert for the Program, particularly in the coastal OCDETF regions, and provides valuable intelligence and guidance on cases with maritime connections. USCG personnel also serve as liaisons with the military services and the National Narcotics Border Interdiction System.

United States Marshals Service (USMS) is the agency responsible for the apprehension of OCDETF fugitives. Fugitives are typically repeat offenders who flee apprehension and continue their criminal enterprises elsewhere.

The USMS also has responsibility for the pre-seizure investigation of assets in complex cases. The USMS has entered into a formal commitment with the U.S. Attorneys' Offices to ensure that all major drug trafficking cases involving real property, ongoing businesses, out-of-district assets, and anything that is perishable will receive a detailed and timely pre-seizure planning investigation by the USMS.

Other investigative and intelligence resources that support the OCDETF Program are identified below:

OCDETF Fusion Center (OFC), the cornerstone of OCDETF's intelligence efforts, is funded through the ICDE account and overseen by the OCDETF Director. The OFC commenced operations during FY 2006 and has significantly enhanced OCDETF's overall capacity to engage in intelligence-driven law enforcement, an essential component of the OCDETF Program. The OFC is a comprehensive data center containing all drug and related financial intelligence information from all seven OCDETF-member investigative agencies, and the Financial Crimes Enforcement Network, as well as relevant data from many other agencies. The OFC is designed to conduct cross-agency integration and analysis of the data, to create comprehensive intelligence pictures of targeted organizations, including those identified as Consolidated Priority Organization Targets (CPOTs) and Regional Priority Organization Targets (RPOTs), and to pass actionable leads through the multi-agency Special Operations Division (SOD) to OCDETF participants in the field, including the OCDETF Co-located Strike Forces. These leads ultimately result in the development of better-coordinated, more comprehensive, multi-jurisdictional OCDETF investigations of the most significant drug trafficking and money laundering networks.

OCDETF Co-located Strike Forces have been established in:

- New York,
- South Texas (including Houston, Laredo, McAllen and San Antonio),
- Boston,
- Atlanta (David G. Wilhelm OCDETF Strike Force),
- Tampa (Panama Express),
- Puerto Rico (Caribbean Corridor Initiative),
- San Diego (Major Mexican Trafficking Task Force),
- Arizona (including Phoenix and Tucson),
- El Paso (including New Mexico),
- Chicago, and
- Denver.

These Co-located Strike Forces are prosecutor-led and intelligence-driven, and are designed to serve a dual purpose: they aggressively target the highest-level drug trafficking organizations, and they also function as a central point of contact for OCDETF agents and prosecutors nationwide, gathering intelligence and disseminating investigative leads throughout the neighboring areas. These task forces also respond to leads generated by the OFC. The OCDETF Co-located Strike Forces bring a synergy to drug trafficking investigations by literally combining, side-by-side, the resources and expertise of all of OCDETF's participating investigative agencies, including state and local law enforcement officers and prosecutors. By coordinating their efforts, the participants in these Co-located Strike Forces eliminate superfluous effort, save valuable resources, and produce some of the largest and most successful cases against national and international level drug trafficking organizations.

State and Local law enforcement agencies participate in approximately 90 percent of all OCDETF investigations. State and local participation significantly expands OCDETF's available resource base and broadens the choice of venue for prosecution. Annually, more than

700 State and local departments nationwide assist in the investigation of OCDETF cases. Currently, OCDETF reimburses State and local agencies for their overtime, travel, and per diem expenses with funds allocated by the Department of Justice Assets Forfeiture Fund. In FY 2010, OCDETF reimbursed State and local agencies \$23.2 million for their participation in OCDETF investigations and cases.

B. Prosecutions

Prosecutions TOTAL	Perm. Pos.	FTE	Dollars \$(000)
2011 Enacted with Rescissions	1,051	999	\$148,729
2011 Supplemental	0	0	0
2011 Enacted w/Rescissions & Supplementals	1,051	999	148,729
2012 Enacted	1,051	999	149,065
Adjustments to Base and Technical Adjustments	(1)	(1)	2,182
2013 Current Services	1,050	998	151,247
2013 Request	1,050	998	151,191
Total Change 2012-2013	(1)	(1)	2,126

1. Program Description

The FY 2013 request for the Prosecution Activity is 1,050 positions, 998 work years, and \$151,191,000. The agencies which provide investigative support and prosecutorial efforts on OCDETF cases are identified below:

The United States Attorneys’ Offices are key to nearly every successful OCDETF investigation and prosecution. This is because the OCDETF model is the formulation of prosecutor-led, multi-agency task forces to conduct intelligence-driven, multi-jurisdiction investigations. OCDETF prosecutors participate in the development of the investigative strategy and provide the necessary legal services and counsel that investigators require. Attorney involvement early in the investigation ensures that prosecutions are well-prepared, comprehensively charged, and expertly handled. While OCDETF attorneys may carry a smaller caseload than some of their non-OCDETF counterparts, the cases typically are more complex and longer term.

Criminal Division Programs

The Office of Enforcement Operations (OEO) offers direct operational support to U.S. Attorneys’ Offices by reviewing all applications for electronic surveillance and by providing guidance to agents and prosecutors on the development of such applications. Prompt, thorough processing of time-sensitive Title III applications is crucial to the success of OCDETF’s coordinated, nationwide investigations, of which approximately 44 percent use wiretaps.

Narcotic and Dangerous Drug Section (NDDS) attorneys also provide assistance to and/or participate directly in OCDETF prosecutions. In March 2007, OCDETF re-issued its Program Guidelines to allow the Criminal Division to designate cases that it is prosecuting, specifically international investigations, as OCDETF cases. Prior to this revision, an OCDETF investigation had to be initiated through a U.S. Attorney’s Office. With the increasing complexity and scope of OCDETF cases, Criminal Division attorneys are sometimes called upon to provide expert advice to U.S. Attorneys’ Offices in OCDETF cases. NDDS attorneys also assist in supporting and coordinating nationwide investigations through their work with SOD.

Asset Forfeiture and Money Laundering Section (AFMLS) attorneys provide critical guidance to the field for the development of financial investigations, which are required in every

OCDETF case. AFMLS attorneys are skilled in the application of money laundering and other financial statutes to specific types of sophisticated criminal activity, and they are particularly knowledgeable about the means to identify, freeze, seize, and repatriate assets from foreign jurisdictions. In addition, AFMLS partners with OCDETF to administer OCDETF's nationwide financial training program. Since FY 2004, AFMLS and OCDETF personnel have conducted more than 65 training conferences in cities across the country, training more than 6,000 agents, analysts, and prosecutors from 20 federal and 40 state and local participating agencies on financial investigative techniques. In addition, AFMLS is also supporting a Mexican Cartel initiative.

The Criminal Division's Office of International Affairs (OIA) has become increasingly involved in OCDETF investigations. With OCDETF's particular focus on targeting and dismantling international "command and control" organizations and other international sources of supply, OIA is called upon with greater frequency to handle requests under Mutual Legal Assistance Treaties, provisional arrest warrants, and extraditions arising out of OCDETF investigations.

C. Transnational Organized Crime (TOC) Investigations

Investigations TOTAL	Perm. Pos.	FTE	Dollars \$(000)
2011 Enacted with Rescissions	0	0	0
2011 Supplemental	0	0	0
2011 Enacted w/Rescissions & Supplementals	0	0	0
2012 Enacted	0	0	0
Adjustments to Base and Technical Adjustments	0	0	0
2013 Current Services	0	0	0
2013 Request	1	1	\$3,000
Total Change 2012-2013	1	1	3,000

1. Program Description

The FY 2013 request for the Transnational Organized Crime (TOC) Investigations Activity is 1 position, 1 work year, and \$3,000,000.

The IOC-2 is the centerpiece of the TOC Program, and acts as the lens through which the multiple agencies that participate in the AGOCC focus their law enforcement activities against priority TOC targets. The role of the IOC-2 is to marshal the resources and information of nine U.S. law enforcement agencies, as well as federal prosecutors, to combat those transnational organized crime groups posing the greatest threat to the United States, including but not limited to those criminal organizations named to the Top International Criminal Organizations Target (TICOT) List. To achieve this mission, IOC-2 leverages the existing resources of the Special Operations Division of DEA and the OCDETF Fusion Center to: (1) gather, store, and analyze all-source information and intelligence related to international organized crime; (2) disseminate such information and intelligence to support law enforcement operations, investigations, prosecutions, and forfeiture proceedings; and (3) coordinate multi-jurisdictional and multi-agency law enforcement operations, investigations, prosecutions, and forfeiture proceedings.

The IOC-2 allows partner agencies to join together in a task force setting, combine data, and produce actionable leads for investigators and prosecutors working nationwide to combat international organized crime, and to coordinate the resulting multi-jurisdictional investigations and prosecutions.

Although IOC-2 was established in May 2009 preliminary operations at IOC-2 began in February 2009. IOC-2 was stood up using staff obtained by shifting existing resources within the participating agencies. Operations will continue in this manner through FY 2012 with management making best efforts until appropriations become available in FY 2013.

The domestic and international response to the creation of IOC-2 has been impressive. From the moment of its inception, IOC-2 began creating and disseminating to its member agencies important intelligence products that have led to successes in criminal investigations and prosecutions across the country. Additionally, IOC-2 has become regularly involved in de-

confliction and case coordination and has hosted several case coordination and threat mapping meetings that brought together agents and prosecutors from law enforcement agencies across the United States and abroad. IOC-2 has spear-headed several significant operations targeting TICOT targets, and has successfully encouraged its member agencies to merge their investigative efforts in a way that was not previously happening.

Intentionally Left Blank

D. PERFORMANCE, RESOURCES, AND STRATEGIES

1. Performance Plan and Report for Outcomes

The goal of the Department of Justice's Drug Strategy is to reduce the illegal drug supply in the U.S. by disrupting and dismantling the most significant drug trafficking organizations and their related money laundering operations. The OCDETF Program, with its multi-agency partnerships and its focus on coordinated, multi-jurisdictional investigations against entire drug networks, is the driving force behind the supply reduction strategy.

OCDETF Performance Indicators

OCDETF continues to vigorously pursue the goals laid out in the Department's Drug Strategy by targeting major drug trafficking organizations in their entirety. OCDETF also remains committed to maintaining accountability for its resources, and the results of that commitment are evident in the following key performance areas:

Significant New Investigations

The OCDETF Program Guidelines require that OCDETF participants focus Program resources on coordinated, nationwide investigations of major drug trafficking and money laundering organizations. During FY 2010 and FY 2011, OCDETF continued its efforts to expand investigations to attack all levels of the supply chain regionally, nationally and internationally. OCDETF participants initiated 1,242 investigations in FY 2011, a 4 percent increase over the number of new investigations initiated in FY 2010. This is the highest number initiated in a fiscal year since the refocusing of the OCDETF Program in FY 2002. Furthermore OCDETF currently has an active caseload of more than 5,100 cases, a 5 percent increase over the FY 2010 active caseload. The number of new cases has increased since the refocusing of the OCDETF Program, from 704 in 2003 to 1,242 in 2011, an increase of 76 percent.

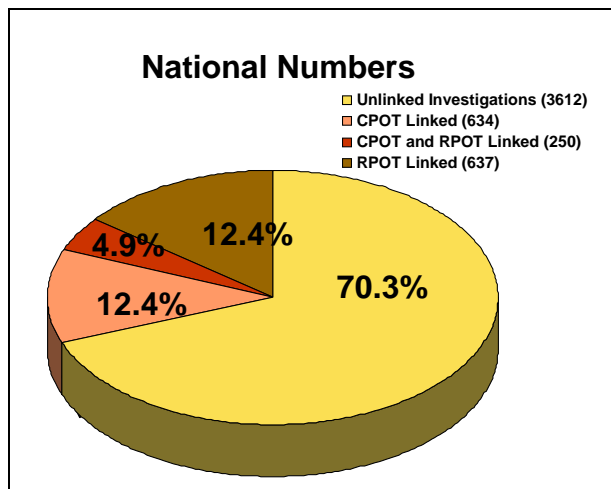
OCDETF district and regional coordination groups work to ensure that only those investigations that meet the standards established for OCDETF cases are approved and that the quality of these new investigations clearly reflect OCDETF's commitment to pursue the most significant drug trafficking and money laundering organizations. The investigations are broad in scope and employ complex investigative techniques, including financial investigative techniques, and an increasing percentage of cases target international "command and control" organizations.

Most of the organizations targeted by OCDETF investigations are poly-drug, meaning that they manufacture or distribute more than one type of illegal drug. In recent years, the principal drugs involved in OCDETF investigations have been cocaine, marijuana, heroin, and methamphetamine. However, the threat posed by the diversion and abuse of controlled prescription drugs is increasing, largely aided by rapidly increasing distribution of the most addictive drugs, such as prescription pain relievers. Approximately 627 investigations or 12% of OCDETF's active caseload involves diversion and abuse of controlled prescription drugs. OCDETF investigators and prosecutors are rising to the challenge of combating this threat.

Investigations against Consolidated Priority Organization Targets (CPOTs) and Regional Priority Organization Targets (RPOTs)

The goal of every OCDETF case is to continually work up and across the supply chain to make connections among related organizations nationwide. In particular, OCDETF participants strive to identify links to regional priority targets, whose drug trafficking activities have a significant impact on the particular drug threats facing each of the OCDETF Regions, and, ultimately, to one of the international “command and control” networks identified as a CPOT.

OCDETF’s commitment to pursuing priority targets is evident from the steady increase in the percentage of cases linked to these targets. Currently, 12.4 percent of OCDETF’s active investigations — or 634 cases — have validated links to a CPOT, and 12.4 percent — or 637 cases — are linked to RPOTs. An additional 4.9 percent of active investigations — or 250 cases — are linked to both CPOTs and RPOTs, so a total of 17.3 percent of active investigations are linked to CPOTs. It is significant to note that since the end of FY 2010, OCDETF’s CPOT linked case inventory has increased to a total of 884 investigations, a 14 percent increase.



Currently, 47 percent of the active CPOT-linked investigations are out of the Southwest Region.

OCDETF data also demonstrates that OCDETF participants are pursuing these investigations to successful conclusions. Between 2003 and 2011, OCDETF agencies dismantled 49 CPOT organizations and severely disrupted the operations of another 29. In addition, during FY 2003 through FY 2011, OCDETF disrupted or dismantled a total of 2,115 CPOT-linked organizations -- organizations working with or otherwise associated with a CPOT. OCDETF achieved unprecedented results during FY 2011 in dismantling and disrupting CPOT-linked drug trafficking organizations. OCDETF dismantled 130 CPOT-linked organizations in FY 2011, exceeding its target by 25 percent. This is an 8 percent increase over the 120 dismantled in FY 2010. OCDETF disrupted 230 CPOT-linked organizations in FY 2011, exceeding its target by 24 percent. This is a 7 percent increase over the 214 reported in FY 2010 and a 42 percent increase over the 162 reported in FY 2009.

In FY 2011 OCDETF achieved unprecedented successes dismantling or disrupting 360 CPOT-linked drug trafficking organizations, an almost 8 percent increase over the 334 dismantled or disrupted in FY 2010. In addition, the significant enforcement actions of OCDETF agencies against CPOTs themselves have resulted in keeping multi-ton quantities of illegal drugs such as cocaine, heroin, marijuana and methamphetamine from ever entering the United States. OCDETF continues to be vigilant in auditing the quality of its data collection in this important performance area. OCDETF ensures that a thorough review of all cases reported to be linked to CPOTs is conducted to determine the validity of each link, and has implemented controls to ensure that all links are properly supported.

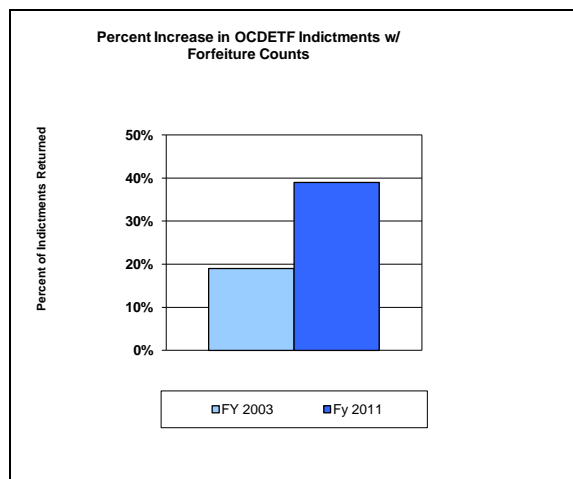
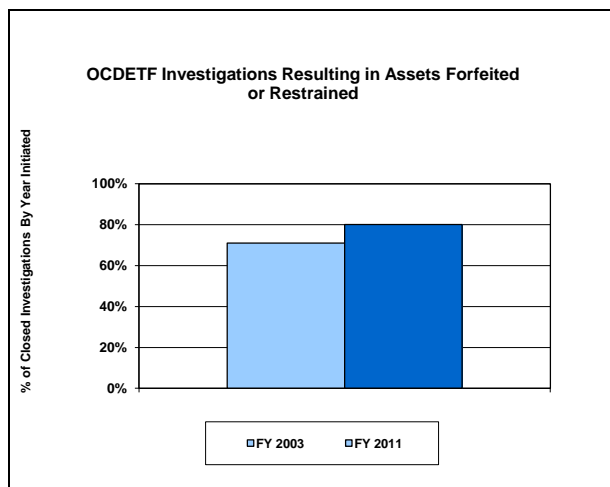
Success in Financial Investigations

In order to have a significant impact on the financial systems that support the drug trade, OCDETF must be steadfast in charging and convicting those who conduct or facilitate illicit financial activity, and in seizing and forfeiting their assets.

Beginning in 2010, one hundred percent of OCDETF investigations initiated in FY 2010 or later have an active financial component. Additionally over 99 percent of OCDETF's more than 5,100 active cases have an active financial investigation. These figures represent an all-time high and demonstrate that OCDETF participants are complying with OCDETF mandates that they must pursue financial investigations as an integral part of each drug investigation.

As a result of this focus, OCDETF is increasingly successful in seizing and forfeiting drug-related assets. A significant percentage of investigations are resulting in the seizure of assets and in charges calling for the forfeiture of assets and proceeds. The percentage of OCDETF investigations resulting in assets forfeited or restrained increased from 66 percent in FY 2003 to 80 percent in FY 2011. Furthermore, 39 percent of indictments contained forfeiture counts in FY 2011, an increase from 35 percent in FY 2010 and more than double the 18 percent of indictments returned in FY 2003. At the end of FY 2011, OCDETF seized approximately \$421 million in cash and property; and forfeitures amounted to \$560 million. During the last four fiscal years, FY 2008 – FY 2011, the OCDETF Program has been responsible for the seizure of almost \$2 billion dollars and the forfeiture of almost \$3 billion. OCDETF's forfeitures in the Department of Justice Consolidated Asset Tracking System (CATS) totaled over \$5 billion from FY 2003 through FY 2011, or 35 percent of the total cash and property forfeitures reported in all of CATS.

In FY 2011, more than 12 percent of all OCDETF defendants were charged with financial violations. This is a 33 percent increase over the percentage charged at the end of FY 2010. This clearly illustrates OCDETF's increased commitment of targeting the financial aspects of drug organizations. Similarly, investigations that resulted in defendants convicted of financial violations is at 27 percent in FY 2011, an increase from 24 percent at the end of FY 2010. Also, 9 percent of OCDETF's new FY 2011 investigation initiations targeted a primary money laundering organization, an increase from 6 percent in FY 2010.



Although OCDETF has had many successes in the financial arena, there is still a long way to go. Despite increasing numbers, participating agencies have only seized or forfeited a fraction of the estimated illicit narcotics proceeds that attract traffickers to the drug trade in the first place. OCDETF has taken a number of steps to assist its field components in improving Program performance in the financial arena. First, as noted above, OCDETF continues to partner with AFMLS to provide financial training for agents, analysts, and prosecutors. Second, in FY 2007 OCDETF began addressing a lack of financial investigators by establishing the Financial Investigator Contractors (FIC) Program. The FIC Program consists of a squad of three or four FICs in each of the nine OCDETF regions, with two teams assigned to the Southwest Region, for a total of ten squads. These investigators are assigned to DEA's Financial Investigation Teams (FITs) and are available to support OCDETF investigations in need of financial expertise and support. This Program is being funded from the DOJ Assets Forfeiture Fund (AFF). AFF funds provided to support this program in FY 2011 were \$8.3 million. In addition, OCDETF has used a combination of appropriated funds and AFF funds to provide 36 full time financial analysts and auditors to U.S. Attorney Offices who have demonstrated a need for such positions and has funded additional financial analyst contractors at each of the OCDETF Co-Located Strike Forces. OCDETF has also funded the deployment of NDIC Document and Media Exploitation teams to each of its Southwest Border Strike Forces. These teams of experienced intelligence analysts review voluminous case files and evidentiary materials to develop investigative leads and identify and trace potentially forfeitable assets. Finally, the financial section of the OFC generates leads that enable Program participants to make even greater headway against the financial components of sophisticated trafficking organizations.

Targeting Leadership-Level Defendants

OCDETF continues to focus on the targeting of leadership-level defendants in its investigations. At the end of FY 2011, 27 percent of prospective defendants targeted in new OCDETF investigations were leaders of their organizations. Furthermore, by the end of FY 2011, 81 percent of OCDETF investigations resulted in the conviction of a leader by focusing on leadership-level targets, OCDETF is more likely to have a lasting impact against significant organizations and their operations.

Multi-jurisdictional Scope of OCDETF Investigations

One of the primary goals of the OCDETF Program is the development of multi-jurisdictional investigations that simultaneously target and attack the geographically-dispersed components of major trafficking networks. It is only by attacking these networks in their entirety that OCDETF can make a lasting impact on drug trafficking activity and drug supply.

Currently 92 percent of all active OCDETF investigations are multi-jurisdictional -- that is, the investigations are multi-district, multi-state, multi-regional or international in scope. This significant percentage clearly demonstrates OCDETF's focus on targeting major organizations operating outside district boundaries with far reaching connections. Additionally, forty percent of OCDETF's investigations are international in scope, those investigations where there is active participation by, and coordination with, a foreign government.

Emphasizing Nationwide Coordination of OCDETF Investigations

Many of the nationally-coordinated investigations handled by SOD are OCDETF investigations. SOD operations exemplify the best efforts to simultaneously attack all related components of sophisticated drug trafficking and money laundering networks, thereby more effectively disrupting their illegal activities. For this reason, OCDETF strives to increase nationwide coordination of, and SOD participation in, OCDETF cases. Currently 42 percent of OCDETF's active investigative case load involves SOD coordination. This percentage has increased an additional 2 percent since FY 2011. By acting upon the leads generated by the OFC, and feeding information through SOD, OCDETF expects to steadily increase the percentage of SOD-coordinated investigations.

OCDETF Co-located Strike Forces

OCDETF believes that the greatest opportunity for success in achieving Program goals is through the OCDETF Co-located Strike Forces. These Co-located Strike Forces best exemplify the effectiveness of the prosecutor-led, multi-agency task forces model in the attack on organized criminal groups. For example, currently the OCDETF Strike Forces are involved in 38 percent of OCDETF's active CPOT-linked cases, which is more than double OCDETF's national average of 17 percent. Similarly, 79 percent of OCDETF Strike Force active cases involve complex investigative techniques, as compared to the national average of 76 percent, and 12 percent of OCDETF Strike Force active cases target primary money laundering organizations, which is also higher than the national average.

2. Strategies to Accomplish Outcomes/FY 2013 Budget Request Relationship to Strategies

Enhancing OCDETF's Coordinated Pursuit of Entire Organizations

In order to maintain the OCDETF Program's ability to reduce the drug supply and thereby reduce the availability of illegal drugs to our citizens, OCDETF has focused its resources on coordinated, nationwide investigations targeting the entire infrastructure of major drug trafficking organizations. These organizations are extremely complex. Their members traffic in narcotics, launder illicit proceeds, arm themselves with and traffic in firearms, continue their criminal activities as fugitives, and participate in terrorist activities. The FY 2013 request provides resources to maintain OCDETF's impact against these significant organizations. In order to truly disrupt and dismantle these criminal enterprises in their entirety, it is critical that OCDETF pursue these organizations at each and every level. This is precisely why the OCDETF Program was established – to combine the resources and expertise of its member agencies, and to exploit their unique investigative capabilities and authorities to achieve the greatest impact from drug law enforcement efforts. Attacking these high-level organizations in their entirety requires the active and coordinated participation of all the OCDETF member agencies, with sufficient resources to support all phases of OCDETF investigations. It also requires that OCDETF member agencies think strategically about ways in which law enforcement may effectively exploit the vulnerabilities of these organizations. The OCDETF model for formation of prosecutor-led, multi-agency task forces conducting coordinated intelligence-driven investigations and prosecutions is the most effective platform from which to attack organized criminal groups.

Focusing on Intelligence-driven, Strategic Enforcement

OCDETF is determined to attack the infrastructure of major drug trafficking organizations at their most vulnerable points. The most effective method for accomplishing this is through carefully planned and comprehensive strategic initiatives pursued by the OCDETF regions and the Co-located Strike Forces.

OCDETF focuses on enhancing the capacity of its participants to undertake intelligence-driven, strategic enforcement initiatives. The OFC was established to integrate and analyze drug investigative data and related financial data with the goal of providing law enforcement with the complete intelligence picture of the major international and domestic trafficking organizations. Leads generated from the OFC direct law enforcement efforts, especially those resources located at the OCDETF Co-located Strike Forces, against those organizations and their related components nationwide. Such activities are conducted in a manner that will most effectively disrupt the operations of the major trafficking organizations and will result in their ultimate destruction. The eleven Co-located Strike Forces, as well as the Special Operations Division (SOD), are in unique positions to take advantage of OFC leads.

Using the CPOT and RPOT Lists

The Attorney General's CPOT List identifies international "command and control" drug traffickers and money launderers and is compiled through an inter-agency process. The FY 2012 CPOT list contains 69 targets, who are the leaders of the most significant drug trafficking organizations around the world. The RPOT Lists identify those organizations whose drug trafficking and money laundering activities have a significant impact in a particular OCDETF Region. The CPOT and RPOT Lists are important management tools for the OCDETF Program. These lists enable the OCDETF Regions and districts to focus enforcement efforts on specific targets that are believed to be primarily responsible for the national and regional drug supply, and to coordinate related nationwide investigations against the CPOT and RPOT organizations. It is through the disruption and dismantlement of these major drug trafficking and money laundering organizations that OCDETF will have its greatest impact on the overall drug supply.

Permanently Disabling Drug Organizations through Fugitive Apprehension

Simply indicting high-level drug traffickers and money launderers is not enough to ensure the success of the OCDETF Program. In order to permanently disable drug trafficking enterprises, organization members must be brought to justice, and their illegally-obtained assets must be seized and forfeited; otherwise, these traffickers continue to operate their illegal enterprises indefinitely.

OCDETF defendants and fugitives are highly mobile, and they typically have extensive resources and an extended network of associates to assist them in avoiding arrest. Consequently, the longer they remain at large, the more difficult they become to apprehend and prosecute.

Reducing Southwest Border Violence by Targeting Drug Trafficking Organizations that Engage in Illegal Firearms Trafficking and Their Suppliers

Arrests of high-level Mexican drug traffickers have resulted in a significant increase in violence on the Mexican side of the Southwest Border, as rival drug trafficking organizations engage in turf wars with each other while simultaneously challenging the Mexican police and military for control of their territory. These battles are fueled by firearms smuggled across the border from the U.S. Through the OCDETF Southwest Region's Gatekeeper Initiative, the OCDETF Program is identifying and attacking the organizations that purchase and supply illegal firearms to these drug traffickers. Targeting the Gatekeepers is critical, because in addition to controlling the flow of drugs and illicit proceeds across the Southwest Border, Gatekeepers often control the purchase, shipment, and distribution of firearms to drug trafficking organizations. Incorporating ATF's authority and expertise improves the ability of OCDETF member agencies to identify and attack all elements of the firearm supply chain from source point to acquisition by the major Mexican drug traffickers.

Increasing OCDETF Performance and Accountability

OCDETF is committed to holding its participants accountable for achieving the overall mission and goals of the Program — that is, disrupting and dismantling significant drug and money laundering organizations in order to assist in reducing the Nation's drug supply . Since May 2003, the OCDETF Executive Office has distributed comprehensive quarterly and monthly performance indicator reports to all U.S. Attorneys, OCDETF Lead Task Force Attorneys, and agency managers. These reports have become an essential management tool for field Program managers. The reports track key OCDETF performance indicator data and reporting compliance rates for each judicial district. The OCDETF Director uses this information to conduct annual district and agency performance reviews, to identify staffing deficits, reallocate existing resources and allocate new resources, and to identify areas for program improvement.

These performance indicator reports also drive OCDETF's budget requests and enable OCDETF to more effectively tie resource requests to Program accomplishments.

Intentionally Left Blank

PERFORMANCE AND RESOURCES TABLE

Decision Unit: Organized Crime Drug Enforcement Task Force - Investigations

DOJ Strategic Goal/Objective: Goal 2: Prevent Crime, Enforce Federal Laws **Objective 2.3:** Combat the threat, trafficking, and use of illegal drugs and the diversion of licit drugs.

WORKLOAD/ RESOURCES		Final Target		Actual		Projected		Changes		Requested (Total)	
		FY 2011		FY 2011		FY 2012		Current Services Adjustments and FY 2013 Program Change		FY 2013 Request	
Workload											
Number of new OCDETF investigations initiated		915		1,242		915		0		915	
Number of active/judicial pending OCDETF investigations		4,485		5,066		4,485				4,485	
Total Costs and FTE (reimbursable FTE are included, but reimbursable costs are bracketed and not included in the total)		FTE	\$000	FTE	\$000	FTE	\$000	FTE	\$000	FTE	\$000
		3,277	527,512	3,277	527,512	3,277	527,512	(49)	(5,719)	3,228	521,793
TYPE/ STRATEGIC OBJECTIVE	PERFORMANCE 1/	FY 2011		FY 2011 Actual		FY 2012		Current Services Adjustments and FY 2013 Program Change		FY 2013 Request	
		FTE	\$000	FTE	\$000	FTE	\$000	FTE	\$000	FTE	\$000
Program Activity											
	1. Investigations	2,278	378,783	2,278	378,783	2,278	378,447	(49)	(7,845)	2,229	370,602
Performance Measure	A. Percent of active OCDETF investigations linked to CPOT 2/	16%		17%		16%		0%		16%	
	B. Percent of active OCDETF investigations linked to RPOT 3/	18%		17%		17%		0%		17%	
	C. Percent of active investigations involving SOD/Fusion Center coordination	34%		41%		34%		0%		34%	
	D. Percent of active investigations utilizing complex investigative techniques 4/	72%		75%		72%		0%		72%	

Note: While participation by non-justice components is no longer funded through the Justice Appropriation, performance targets are calculated taking into account expected resources dedicated to OCDETF by the non-Justice components.

1/ Because OCDETF remains one of the highest of priorities for OCDETF participating agencies, it has been able to straight line its performance measure projections in spite of budget reductions. However, if OCDETF suffers further funding reductions it will likely be forced to reduce its performance measure projections in the future.

2/ The Department's Drug Enforcement Task force strategy called on federal law enforcement agencies to collaboratively develop a unified national list of drug organization targets. This list has become known as the Consolidated Priority Organization Targets (CPOT) List. There are 69 CPOT targets in FY 2011. Targets on this list include heads of narcotic and/or money laundering organizations, poly-drug traffickers, clandestine manufacturers and producers and major drug transporters, all of whom are believed to be primarily responsible for the domestic drug supply.

3/ OCDETF regions are required to develop and maintain a list of Regional Priority Organization Targets (RPOT)- that is, those individuals and organizations whose drug trafficking and/or money laundering activities have a significant impact in the region. The RPOT Lists, similar to the CPOT List enable the OCDETF regions and districts to focus enforcement efforts on specific targets believed to be primarily responsible for the regional drug threat. OCDETF has directed the Regions to limit their RPOTs to only those drug trafficking organizations having the greatest impact on the drug supply to ensure the effective use of this strategic tool. The slightly lower performance is a result of this drop in the RPOT targets identified.

PERFORMANCE AND RESOURCES TABLE

Decision Unit: Organized Crime Drug Enforcement Task Force

DOJ Strategic Goal/Objective: **Goal 2:** Prevent Crime, Enforce Federal Laws **Objective 2.3:** Combat the threat, trafficking, and use of illegal drugs and the diversion of licit drugs.

WORKLOAD/ RESOURCES		Target		Actual		Projected		Changes		Requested (Total)	
TYPE/ STRATEGIC OBJECTIVE	PERFORMANCE	FY 2011		FY 2011		FY 2012		Current Services Adjustments and FY 2013 Program Change		FY 2013 Request	
Program Activity		FTE	\$000	FTE	\$000	FTE	\$000	FTE	\$000	FTE	\$000
	Prosecutions	999	148,729	999	148,729	999	149,065	(1)	2,126	998	151,191
Performance Measure	A. Number of OCDETF Defendants Indicted/Convicted	9,296/7,505		13,038/9,443		9,296/7,505		0/0		9,296/7,505	
	1. Number and percent of convicted defendants linked to CPOT	303/4%		303/4%		303/4%		0/0%		303/4%	
	2. Number and percent of convicted defendants linked to RPOT	675/9%		570/6%		550/7%		0/0%		550/7%	
	B. Percent of OCDETF investigations resulting in the conviction of a leader*	76%		81%		76%		0%		76%	
	C. Percent of OCDETF investigations resulting in financial convictions*	25%		27%		25%		0%		25%	
	D. Percent of OCDETF investigations resulting in assets forfeited*	80%		80%		80%		0%		80%	

PERFORMANCE AND RESOURCES TABLE						
Decision Unit: Organized Crime Drug Enforcement Task Force						
DOJ Strategic Goal/Objective: Goal 2: Prevent Crime, Enforce Federal Laws Objective 2.4: Reduce the threat, trafficking, use, and related						
WORKLOAD/ RESOURCES		Target	Actual	Projected	Changes	Requested (Total)
TYPE/ STRATEGIC OBJECTIVE	PERFORMANCE	FY 2011	FY 2011	FY 2012	Current Services Adjustments and FY 2013 Program	FY 2013 Request
Outcome	A. Percent of investigations resulting in disruption/dismantlement of targeted organization*	78%	86%	78%	0%	78%
	B. Number of CPOT-Linked Organizations disrupted/dismantled in OCDETF Investigations /4	185/104	230/130	189/95	0/0	189/95
	C. Amount of Seized Assets from CPOT-Linked Organizations per year	122M	155M	122M	0M	122M

4/ To calculate these numbers, the Department aggregates both OCDETF and non-OCDETF disruptions and dismantlements.

Data Valuation and Verification Issues

Data Collection:

The OCDETF Program currently collects/collates data from OCDETF agents and attorneys working on investigations within each district through the use of five OCDETF forms: (1) the Investigation Initiation Form, which is used to provide information as a basis to obtain approval for each investigation; (2) the Indictment/Information Form, which is used to record each indictment returned in OCDETF cases; (3) the Disposition and Sentencing Report, which is used to record all charges in OCDETF cases and to record final resolution of those charges; (4) the OCDETF Interim Report, which is to be filed every six months while an OCDETF case is open and active, and which is used to update the status of the investigation and all case information; (5) and the OCDETF Final Report, which provides information at the end of a case and is used to measure both the extent to which a targeted organization was disrupted or dismantled and the overall impact of the investigation. All report information is input into the OCDETF Management Information System (MIS)

Data Validation:

Data submitted on OCDETF forms and reports is verified by the OCDETF District Coordination Group, the OCDETF Regional Coordination Group, and the OCDETF Executive Office. Data is reviewed periodically, monthly and annually to ensure that data is accurate and reliable. Additional data reviews are conducted as necessary on an ongoing basis. Examples include the CPOT validation project, which confirms all justifications for claiming a CPOT-link, and the review of primary money laundering organization data to ensure that proper criteria are followed when identifying primary money laundering organizations. OCDETF cross-checks its data with data collected by other entities, including: the Executive Office for United States Attorneys which collects data on indictments, convictions and sentences; the Consolidated Asset Tracking System (CATS), which captures data on seized and forfeited assets, and DEA's PTARRS database, which contains information regarding DEA's CPOT-linked and RPOT-linked organizations and investigations.

MEASURE TABLE											
Appropriation: Interagency Crime and Drug Enforcement											
Decision Unit Program: Organized Crime and Drug Enforcement Task Forces (OCDEF)											
Decision PERFORMANCE Unit: Investigations											
Performance Report and Performance Plan Targets		FY 2005	FY 2006	FY 2007	FY 2008	FY 2009	FY 2010	FY 2011		FY 2012	FY 2013
		Actual	Actual	Actual	Actual	Actual	Actual	Actual	Target	Actual	Target
Performance Measure	Percent of active OCDEF investigations linked to CPOT	N/A	18%	14%	14%	16%	16%	16%	17%	16%	16%
Performance Measure	Percent of active OCDEF investigations linked to RPOT	N/A	19%	19%	21%	19%	18%	18%	17%	17%	17%
Performance Measure	Percent of active investigations involving SOD/Fusion Center Coordination	N/A	29%	32%	35%	37%	40%	34%	41%	34%	34%
Performance Measure	Percent of active investigations targeting primary drug money laundering organizations	N/A	13%	10%	9%	8%	N/A	N/A	N/A	N/A	N/A
Performance Measure	Percent of active investigations utilizing complex investigative techniques	N/A	70%	71%	76%	76%	76%	72%	75%	72%	72%
Decision Unit: Prosecutions											
Performance Report and Performance Plan Targets		FY 2005	FY 2006	FY 2007	FY 2008	FY 2009	FY 2010	FY 2011		FY 2012	FY 2013
		Actual	Actual	Actual	Actual	Actual	Actual	Actual	Target	Actual	Target
Performance Measure	Number of OCDEF Defendants Indicted/Convicted	8,160/5,539	8,623/6,566	9,130/7,424	9,556/7,716	10,501/8,880	10,888/8,972	9,296/7,505	13,038/9,443	9,296/7,505	9,296/7,505
	1. Number and percent of convicted defendants linked to CPOT	345/6%	351/5%	388/5%	332/4%	335/4%	425/5%	303/4%	483/5%	303/4%	303/4%
	2. Number and percent of convicted defendants linked to RPOT 2/	758/14%	1,009/15%	953/13%	1,065/14%	693/8%	575/6%	675/9%	570/6%	570/6%	570/6%
Performance Measure	Percent of OCDEF investigations resulting in the conviction of a leader	N/A	73%	75%	79%	77%	80%	76%	76%	76%	76%
Performance Measure	Percent of OCDEF	N/A	20%	25%	27%	23%	24%	25%	27%	25%	25%

Measure	investigations resulting in financial convictions										
Performance Measure	Percent of OCDETF investigations resulting in assets forfeited or restrained	N/A	85%	83%	74%	74%	81%	80%	80%	80%	80%

Performance Report and Performance Plan Targets		FY 2005	FY 2006	FY 2007	FY 2008	FY 2009	FY 2010	FY 2011		FY 2012	FY 2013
		Actual	Actual	Actual	Actual	Actual	Actual	Target	Actual	Target	Target
Outcome Measure	Percent investigations resulting in disruption/dismantlement of targeted organization	N/A	76%	76%	79%	83%	80%	78%	86%	78%	78%
Outcome Measure	Number of CPOT-Linked Organizations disrupted/dismantled in OCDETF investigations	127/29	156/93	135/64	214/69	162/99	212/120	185/104	230/130	189/95	189/95
Outcome Measure	Amount of Seized Assets from CPOT-Linked Organizations	53M	80M	109M	124M	166M	244M	122M	155M	122M	122M
Outcome Measure	Percentage of Aggregate Domestic Drug Supply related to Dismantled/Disrupted CPOT-Linked organizations	N/A	N/A	N/A	N/A	N/A	N/A	N/A	N/A	N/A	N/A

Interagency Crime and Drug Enforcement (ICDE)
FY 2013 Summary of Resources
(Dollars in Thousands)

Estimate by Program	FY 2011 Actual				FY 2012 Enacted				FY 2013 President's Budget			
	Perm. Pos.	Agents/Atty	WY	Amount	Perm. Pos.	Agents/Atty	WY	Amount	Perm. Pos.	Agents/Atty	WY	Amount
Law Enforcement:												
Drug Enforcement Administration	1,309	967	1,309	202,797	1,309	967	1,309	203,151	1,285	943	1,285	198,673
Federal Bureau of Investigation	857	540	857	139,926	857	540	857	140,171	834	517	834	137,081
United States Marshals Service	41	39	41	8,668	41	39	41	8,683	40	38	40	8,492
Alcohol, Tobacco, Firearms & Explosives	54	53	54	11,662	54	53	54	11,683	53	52	53	11,423
Immigration and Customs Enforcement	0	0	0	0	0	0	0	0	0	0	0	0
Internal Revenue Service	0	0	0	0	0	0	0	0	0	0	0	0
U.S. Coast Guard	0	0	0	0	0	0	0	0	0	0	0	0
OCDETF Executive Office (OFC)	1	0	1	11,752	1	0	1	11,430	1	0	1	11,304
Subtotal:	2,262	1,599	2,262	374,805	2,262	1,599	2,262	375,118	2,213	1,550	2,213	366,973
Prosecution:												
United States Attorneys	1,027	555	975	144,719	1,027	555	975	144,973	1,027	555	975	146,760
Criminal Division	14	10	14	2,072	14	10	14	2,072	13	10	13	2,097
Threat Response Unit	6	5	5	797	6	5	5	797	6	5	5	808
Subtotal:	1,047	570	994	147,588	1,047	570	994	147,842	1,046	570	993	149,665
Transnational Organization Crime Investigations:												
IOC2	0	0	0	0	0	0	0	0	1	1	1	3,000
Administrative Support:												
Executive Office	22	7	21	5,119	22	7	21	4,552	22	7	21	5,155
Subtotal:	22	7	21	5,119	22	7	21	4,552	22	7	21	5,155
TOTAL OCDETF:	3,331	2,176	3,277	527,512	3,331	2,176	3,277	527,512	3,282	2,128	3,228	524,793

V. Program Increases by Item

Item Name: Transnational Organized Crime

Budget Decision Unit(s): Transnational Organized Crime (TOC) Investigations
Strategic Goal(s) & Objective(s): Goal 2: Objective 2.1; 2.2; 2.4; and 2.5
Organizational Program: OCDETF Program

Component Ranking of Item: 1 of 1

Program Reduction: Positions 1 Agt/Atty 1 FTE 1 Dollars \$3,000,000

Description of Item

IOC-2 is a multi-agency intelligence center whose mission is to significantly disrupt and dismantle those international criminal organizations posing the greatest threat to the United States. Participating components include the Bureau of Alcohol, Tobacco, Firearms and Explosives, Criminal Division, Drug Enforcement Administration and the Federal Bureau of Investigation. The initial operations at IOC-2, although limited by low staffing levels and limited financial resources, reveals the potential of the IOC-2 to support many more multi-jurisdictional investigations of priority targets (nationally and internationally). Though some OCDETF components received small reimbursements for ancillary cost associated with IOC2 operations in FY 2010 and 2011, there presently is no dedicated source of funding. Currently the IOC-2 is forced to limit its support to a small number of priority investigations and operations. The OCDETF Program requests \$3,000,000 for operational and administrative costs in support of IOC-2 investigations. The proposal includes \$100,000 for the salary and benefit costs of bringing on board an AGOCC/IOC-2 Deputy Director.

Justification

The remaining \$2.9 million will be used for IOC-2 operational and administrative costs. The operational costs related to investigating and prosecuting TOC cases include such items as domestic and overseas travel and temporary duty assignments, wiretaps, translation services, expert witness fees, the establishment and support of regional IOC-2 task forces, and similar items that require a dedicated source of funding to encourage a unified multi-agency approach to investigations. The requested funding would also enable IOC-2 to host case coordination meetings, to support criminal investigations, to assist in developing critical relationships with foreign law enforcement, to provide analytical support to ongoing investigations and prosecutions, and to further enhance the technical and analytical tools necessary to successfully merge and analyze evidence and intelligence from its member agencies and other sources.

Impact on Performance (Relationship of Increase to Strategic Goals)

The TOC Program enhancements for IOC-2 directly support a number of the Department of Justice's Strategic Objectives, including Strategic Objective 2.1: "Combat the threat, incidence, and prevalence of violent crime;" Strategic Objective 2.3: "Combat the threat, trafficking, and use of illegal drugs and the diversion of licit drugs;" and Strategic Objective 2.4: "Combat corruption, economic crimes, and international organized crime."

RESOURCE REQUEST BY AGENCY:

Base Funding

FY 2011 Enacted (w/resc./supps)				FY 2012 Enacted				FY 2013 Current Services			
Pos	agt/ atty	FTE	\$(000)	Pos	agt/ atty	FTE	\$(000)	Pos	agt/ atty	FTE	\$(000)
0	0	0	0	0	0	0	0	0	0	0	0

Personnel Increase Cost Summary

Type of Position	Modular Cost per Position (\$000)	Number of Positions Requested	FY 2013 Request (\$000)	FY 2014 Net Annualization (change from 2013) (\$000)	FY 2015 Net Annualization (change from 2014) (\$000)
Deputy Director	\$100,000	1	\$100,000	\$100,000	0
Total Personnel	\$100,000	1	\$100,000	\$100,000	0

Non-Personnel Increase Cost Summary

Non-Personnel Item	Unit Cost	Quantity	FY 2013 Request (\$000)	FY 2014 Net Annualization (Change from 2013) (\$000)	FY 2015 Net Annualization (Change from 2014) (\$000)
Operations			\$2,900,000	0	0
Total Non-Personnel			\$2,900,000	0	0

Total Request for this Item

	Pos	Agt/Atty	FTE	Personnel (\$000)	Non- Personnel (\$000)	Total (\$000)	FY 2014 Net Annualization (Change from 2013) (\$000)	FY 2015 Net Annualization (Change from 2014) (\$000)
Current Services				0	0	0	0	0
Increases	1	1	1	100,000	2,900,000	3,000,000	100,000	0
Grand Total	1	1	1	100,000	2,900,000	3,000,000	100,000	0

Intentionally Left Blank

VI. Program Offsets by Item

Item Name: Information Technology (IT) Savings

Budget Decision Unit(s): Investigations and Prosecutions
Strategic Goal(s) & Objective(s): Goal 2: Objective 2.4
Organizational Program: OCDETF Program

Component Ranking of Item: 1 of 2

Program Reduction: Positions 0 Agt/Atty 0 FTE 0 Dollars -\$299,000

Description of Item

As part of its effort to increase IT management efficiency and comply with OMB's direction to reform IT management activities, the Department is implementing a cost saving initiative as well as IT transformation projects. To support cost savings, the Department is developing an infrastructure to enable DOJ components to better collaborate on IT contracting; which should result in lower IT expenditures. In FY 2013 the Department anticipates realizing savings on all direct non-personnel IT spending through IT contracting collaboration. These savings will not only support greater management efficiency within components but will also support OMB's IT Reform plan by providing resources to support major initiatives in Cybersecurity, data center consolidation, and enterprise e-mail systems. The savings will also support other Department priorities in the FY 2013 request. The offset to support these initiatives for OCDETF is \$299,000.

Item Name: Investigative and Prosecutorial Components Reduction

Budget Decision Unit(s): Investigations
Strategic Goal(s) & Objective(s): Goal 2: Objective 2.4
Organizational Program: OCDETF Program

Component Ranking of Item: 2 of 2

Program Reduction: Positions -50 Agt/Atty -49 FTE -50 Dollars -\$12,500,000

Description of Item

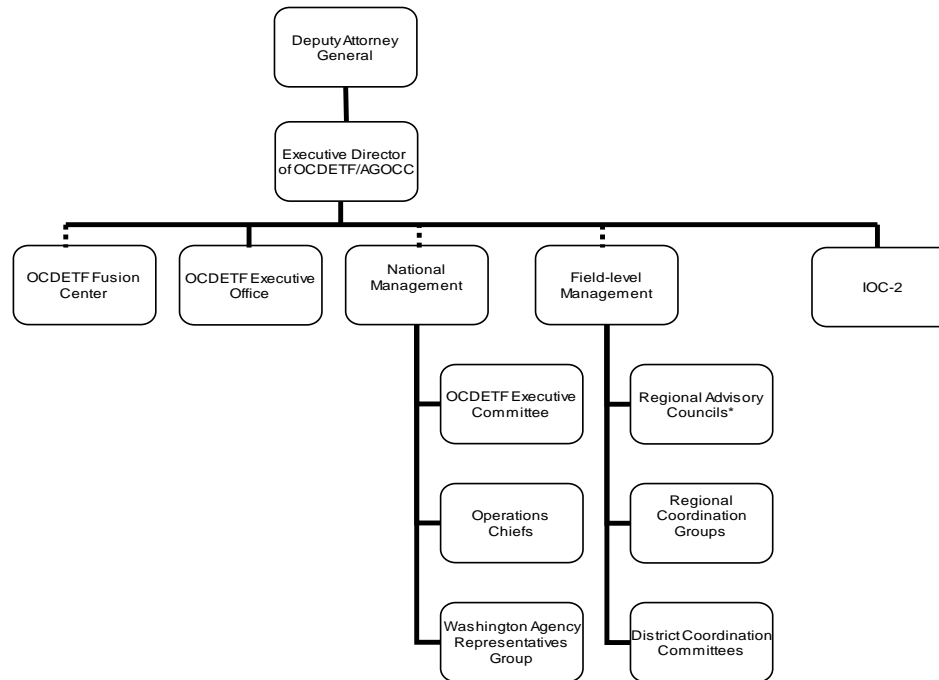
Funding for 49 agent positions will be reduced in FY 2013. This offset also includes 1 support position for the Department's Criminal Division. The reduction to these Program will assist the Attorney General's efforts to fund higher priorities within the Department.

Intentionally Left Blank

BUDGET EXHIBITS

A: Organizational Chart

OCDETF Organizational Chart



- Each of the nine OCDETF Regions is structured the same way with a Regional Advisory Council, a Regional Coordination Group and a District Coordination Committee in each judicial district in the region. Thus, there are a total of 94 District Coordination Committees.
- Dashed lines (--) indicate oversight responsibility rather than direct reporting authority. These entities are accountable to the OCDETF Director and DAG for program performance and use of program resources.

A: Organizational Chart



Exhibit A:2- MAP

B: Summary of Requirements

Summary of Requirements
 Interagency Crime Drug Enforcement Task Force
 Salaries and Expenses
 (Dollars in Thousands)

	FY 2013 Request		
	Perm. Pos.	FTE	Amount
2011 Enacted	3,331	3,277	\$527,512
2012 Enacted	3,331	3,277	527,512
Total 2012 Enacted	3,331	3,277	527,512
Adjustments to Base			
Increases:			
Pay and Benefits	0	0	6,803
Domestic Rent and Facilities			277
Subtotal Increases	0	0	7,080
Total Adjustments to Base	3,331	3,277	534,592
2013 Current Services	3,331	3,277	534,592
Program Changes			
Increases			
Program Increase - Transnational Organized Crime Operational Funding	1	1	3,000
Subtotal Increases	1	1	3,000
Offsets			
Program Offset - IT Savings			(299)
Investigative and Prosecutorial Offset	(50)	(50)	(12,500)
Subtotal Offsets	(50)	(50)	(12,799)
Total Program Changes	(49)	(49)	(9,799)
2013 Total Request	3,282	3,228	524,793
2012 - 2013 Total Change	(49)	(49)	(2,719)

NOTE: All FTE numbers in this table reflect authorized FTE, which is the total number of FTE available to a component. Because the FY 2013 President's Budget Appendix builds the FTE request using actual FTE rather than authorized, it may not match the FY 2012 FTE enacted and FY 2013 FTE request reflected in this table.

Summary of Requirements
Interagency Crime Drug Enforcement Task Force
Salaries and Expenses
(Dollars in Thousands)

Estimates by budget activity	2011 Appropriations Enacted w/Rescissions			2012 Enacted			2013 Adjustments to Base and Technical Adjustments			2013 Current Services			2013 Increases			2013 Offsets			2013 Request		
	Pos.	FTE	Amount	Pos.	FTE	Amount	Pos.	FTE	Amount	Pos.	FTE	Amount	Pos.	FTE	Amount	Pos.	FTE	Amount	Pos.	FTE	Amount
Investigations	2,280	2,278	378,783	2,280	2,278	378,447	0	0	4,898	2,280	2,278	383,345				(49)	(49)	(12,743)	2,231	2,229	370,602
Prosecutions	1,051	999	\$148,729	1,051	999	149,065	0	0	2,182	1,051	999	151,247				(1)	(1)	(56)	1,050	998	151,191
Transnational Organized Crime Investigations				0	0	0	0	0	0			0	1	1	3,000	0	0	0	1	1	3,000
Total	3,331	3,277	\$527,512	3,331	3,277	\$527,512	0	0	\$7,080	3,331	3,277	\$534,592	1	1	\$3,000	(50)	(50)	(\$12,799)	3,282	3,228	\$524,793
Reimbursable FTE																					0
Total FTE		3,277			3,277			0		3,277				1			(50)				3,228
Other FTE:																					
Other FTE		56			56			0		56				0			0				56
LEAP		458			458					458											458
Overtime		112			112					112											112
Total Comp. FTE		3,903			3,903			0		3,903				1			(50)				3,854

C: Program Increases/Offsets By Decision Unit

FY 2013 Program Increases/Offsets By Decision Unit
 Interagency Crime Drug Enforcement Task Force
 (Dollars in Thousands)

Program Increases	Location of Description by Decision Unit	Investigations				Prosecutions				TOC Investigations				Total Increases
		Pos.	Agt./Atty.	FTE	Amount	Pos.	Agt./Atty.	FTE	Amount	Pos.	Agt./Atty.	FTE	Amount	
Transnational Organized Crime	Transnational Organized Crime Investigations	0	0	0	0	0	0	0	0	1	1	1	3,000	3,000
														0
Total Program Increases		0	0	0	\$0	0	0	0	\$0	1	1	1	\$3,000	\$3,000
Program Offsets	Location of Description by Decision Unit	Investigations				Prosecutions				TOC Investigations				Total Offsets
		Pos.	Agt./Atty.	FTE	Amount	Pos.	Agt./Atty.	FTE	Amount	Pos.	Agt./Atty.	FTE	Amount	
														0
Program Offset - IT Savings	Bureau-wide	0	0	0	(243)	0	0	0	(56)	0	0	0	0	(299)
Investigations and Prosecution	Bureau-wide	(49)	(49)	(49)	(12,500)	(1)	0	(1)	0	0	0	0	0	(12,500)
Total Offsets		(49)	(49)	(49)	(\$12,743)	(1)	0	(1)	(\$56)	0	0	0	\$0	(\$12,799)

D: Resources by DOJ Strategic Goal and Strategic Objective

**Resources by Department of Justice Strategic Goal/Objective
Interagency Crime Drug Enforcement Task Force**
(Dollars in Thousands)

Strategic Goal and Strategic Objective	2011 Appropriation Enacted		2012 Enacted		2013 Current Services		2013				2013 Request	
	Direct, Reimb. Other FTE	Direct Amount \$000s	Direct, Reimb. Other FTE	Direct Amount \$000s	Direct, Reimb. Other FTE	Direct Amount \$000s	Increases		Offsets		Direct, Reimb. Other FTE	Direct Amount \$000s
							Direct, Reimb. Other FTE	Direct Amount \$000s	Direct, Reimb. Other FTE	Direct Amount \$000s		
Goal 2: Prevent Crime, Protect the Rights of the American People, and Enforce Federal Law												
2.3 Combat the threat, trafficking, and use of illegal drugs and the diversion of licit drugs	3,277	527,512	3,277	527,512	3,277	534,592	0	0	(50)	(12,799)	3,227	521,793
2.4 Combat corruption, economic crimes, and international organized crime	0	0	0	0	0	0	1	3,000	0	0	1	3,000
Subtotal, Goal 2	3,277	527,512	3,277	527,512	3,277	534,592	1	3,000	(50)	(12,799)	3,228	524,793
GRAND TOTAL	3,277	527,512	3,277	527,512	3,277	534,592	1	3,000	(50)	(12,799)	3,228	524,793

E. Justification for Base Adjustments

Justification for Base Adjustments Interagency Crime Drug Enforcement Task Force

<u>Increases</u>	<u>POS</u>	<u>FTE</u>	<u>Amount</u>
<u>2013 Pay Raise.</u> This request provides for a proposed 0.5 percent pay raise to be effective in January of 2013. The increase only includes the general pay raise. The amount request, \$1.620 million, represents the pay amounts for 3/4 of the fiscal year plus appropriate benefits (\$1.182 for pay and \$437,400 for benefits.)	0	0	1,620
<u>Retirement.</u> Agency retirement contributions increase as employees under CSRS retire and are replaced by FERS employees. Based on OPM government-wide estimates, we project that the DOJ workforce will convert from CSRS to FERS at a rate of 1.3 percent per year. The requested increase of \$391,000 is necessary to meet our increased retirement obligations as a result of this conversion.	0	0	391
<u>Employees Compensation Fund.</u> The \$13,000 increase reflects payments to the Department of Labor for injury benefits paid in the past year under the Federal Employee Compensation Act. This estimate is based on the first quarter of prior year billing and current year estimates.	0	0	13
<u>FERS Rate Increase.</u> On June 11, 2010, the Board of Actuaries of the Civil Service Retirement System recommended a new set of economic assumptions for the Civil Service Retirement System (CSRS) and the Federal Employees Retirement System (FERS). In accordance with this change, effective October 1, 2011 (FY 2012), the total Normal Cost of Regular retirement under FERS will increase from the current level of 12.5% of pay to 12.7%. The total FERS contribution for Law Enforcement retirement will increase from 27.0% to 27.6%. This will result in new agency contribution rates of 11.9% for normal costs (up from the current 11.7%) and 26.3% for law enforcement personnel (up from the current 25.7%). The amount requested, \$1.533 million, represents the funds needed to cover this increase.	0	0	1,533
<u>Health Insurance.</u> Effective January 2013, this component's contribution to Federal employees' health insurance premiums increased by 8.7 percent. Applied against the 2011 estimate of \$21.075 million, the additional amount required is \$1.631 million.	0	0	1,631
<u>Changes in Compensable Days.</u> The decreased cost for one compensable day in FY 2013 compared to FY 2012 is calculated by dividing the FY 2012 estimated personnel compensation \$319.624 million and applicable benefits \$96.786 million by 261 compensable days.	0	0	1,615
<u>General Services Administration (GSA) Rent.</u> GSA will continue to charge rental rates that approximate those charged to commercial tenants for equivalent space and related services. The requested increase of \$276,000 is required to meet our commitment to GSA. The costs associated with GSA rent were derived through the use of an automated system, which uses the latest inventory data, including rate increases to be effective in FY 2013 for each building currently occupied by Department of Justice components, as well as the costs of new space to be occupied. GSA provided data on the rate increases.			276
<u>Security Charges.</u> Guard Service includes those costs paid directly by DOJ and those paid to Department of Homeland Security (DHS). The requested increase of \$1,000 is required to meet our commitment to DHS and other security costs.			1
Total Increase:	POS	FTE	Amount
	0	0	\$7,080
<u>Decreases</u>			
<u>Non-recurrence of Non-personnel Increases</u>			
Total Decrease:	\$0	\$0	\$0
Total ATB:	0	0	\$7,080

F: Crosswalk of 2011 Availability

Crosswalk of 2011 Availability
 Interagency Crime Drug Enforcement Task Force
 Salaries and Expenses
 (Dollars in Thousands)

Decision Unit	FY 2011 Without Balance Rescissions			Balance Rescissions			Reprogrammings / Transfers			Carryover Amount	Recoveries Amount**	2011 Availability		
	Pos.	FTE	Amount	Pos.	FTE	Amount	Pos.	FTE	Amount*			Pos.	FTE	Amount
Investigations	2,280	2,278	378,783			0			(602)	1,567	1,458	2,280	2,278	381,206
Prosecutions	1,051	999	148,729			0				640	596	1,051	999	149,965
TOTAL	3,331	3,277	\$527,512	0	0	\$0	0	0	(\$602)	\$2,207	\$2,054	3,331	3,277	\$531,171
Reimbursable FTE														0
Total FTE		3,277			0			0		0	0		3,277	
Other FTE		56			0			0		0	0		56	
LEAP		458			0			0		0	0		458	
Overtime		112			0			0		0	0		112	
Total Compensable FTE		3,903			0			0		\$0	\$0		3,903	

* Represents the LEWC transfer

** Recoveries represent allocated funds that participating components returned

G: Crosswalk of 2012 Availability

Crosswalk of 2012 Availability
 Interagency Crime Drug Enforcement Task Force
 Salaries and Expenses
 (Dollars in Thousands)

Decision Unit	FY 2012 Enacted Without Rescissions			Rescissions			Reprogrammings / Transfers			Carryover	Recoveries	2012 Availability		
	Pos.	FTE	Amount	Pos.	FTE	Amount	Pos.	FTE	Amount*	Amount	Amount	Pos.	FTE	Amount
Investigations	2,280	2,278	378,447	0	0	0	0	0	(602)	2,953	0	2,280	2,278	380,798
Prosecutions	1,051	999	149,065	0	0	0	0	0		1,206	0	1,051	999	150,271
TOTAL	3,331	3,277	\$527,512	0	0	0	0	0	(\$602)	\$4,159	0	3,331	3,277	\$531,069
Reimbursable FTE														0
Total FTE		3,277			0			0		0	0			3,277
Other FTE		56			0			0		0	0			56
LEAP		458			0			0		0	0			458
Overtime		112			0			0		0	0			112
Total Compensable FTE		3,903			0			0		0	0			3,903

*Represents the LEWC transfer

I: Detail of Permanent Positions by Category

Detail of Permanent Positions by Category Interagency Crime Drug Enforcement Task Force Salaries and Expenses

Category	2011 Enacted w/Rescissions		2012 Enacted		2013 Request					
	Total Authorized	Total Reimbursable	Total Authorized	Total Reimbursable	ATBs	Program Increases	Program Offset	Total Pr. Changes	Total Authorized	Total Reimbursable
Intelligence Series (132)	131	0	131	0	0	0	0	0	131	0
Clerical and Office Services (300-399)	699	0	699	0	0	0	0	0	699	0
Accounting and Budget (500-599)	25	0	25	0	0	0	0	0	25	0
Attorneys (905)	577	0	577	0	0	1	0	0	578	0
Paralegals / Other Law (900-998)	77	0	77	0	0	0	(1)	0	76	0
Information & Arts (1000-1099)	11	0	11	0	0	0	0	0	11	0
Business & Industry (1100-1199)	6	0	6	0	0	0	0	0	6	0
Miscellaneous Inspectors Series (1802)	85	0	85	0	0	0	0	0	85	0
Criminal Investigative Series (1811)	1,599	0	1,599	0	0	0	(49)	0	1,550	0
Information Technology Mgmt (2210)	13	0	13	0	0	0	0	0	13	0
Miscellaneous Operations (010-099)	108	0	108	0	0	0	0	0	108	0
Total	3,331	0	3,331	0	0	1	(50)	0	3,282	0
Headquarters (Washington, D.C.)	66	0	66	0	0	1	(1)	0	66	0
U.S. Field	3,265	0	3,265	0	0	0	(49)	0	3,216	0
Total	3,331	0	3,331	0	0	1	(50)	0	3,282	0

J: Financial Analysis of Program Changes

Financial Analysis of Program Changes
 Interagency Crime Drug Enforcement Task Force
 Salaries and Expenses
 (Dollars in Thousands)

	Investigations			Prosecutions			TOC Investigations			Program Changes		
	Inc. 1	Inc. 2	Offset	Inc.1	Inc. 2	Offset	Inc. 1	Inc. 2	Offset	Program Changes		
	Pos. Amount	Pos. Amount	Pos. Amount	Pos. Amount	Pos. Amount	Pos. Amount	Pos. Amount	Pos. Amount	Pos. Amount	Pos.	Amount	
Grades:												
SES										0	0	
GS-15							1	200		1	200	
GS-14										0	0	
GS-13			(26)	(7,682)						(26)	(7,682)	
GS-12										0	0	
GS-11			(23)	(4,818)			(1)	0		(24)	(4,818)	
GS-10										0	0	
GS-9										0	0	
GS-8										0	0	
GS-7										0	0	
GS-5										0	0	
Total positions & annual amount	0	0	(49)	(12,500)	0	0	(1)	0	1	200	(49)	(12,300)
Lapse (-)	0	0	0	0	0	0	1	0	(1)	(100)	(1)	(100)
Other personnel compensation											0	0
Total FTE & personnel compensation	0	0	(49)	(12,500)	0	0	(1)	0	1	100	(50)	(12,400)
Personnel benefits											0	0
Travel and transportation of persons											0	0
Transportation of things											0	0
GSA rent											0	0
Communication, rents, and utilities											0	0
Printing											0	0
Advisory and assistance services											0	0
Other services			(243)				(56)		2,900	0	2,601	
Purchases of goods & services from Government accounts											0	0
Research and development contracts											0	0
Operation and maintenance of equipment											0	0
Supplies and materials											0	0
Equipment											0	0
Total, 2013 Program Changes Requested	0	\$0	(49)	(\$12,743)	0	\$0	(1)	(\$56)	1	\$100	(50)	(\$9,799)

K: Summary of Requirements by Grade

Summary of Requirements by Grade
 Interagency Crime Drug Enforcement Task Force
 Salaries and Expenses

	2011 Enacted w/Rescissions		2012 Enacted		2013 Request		Change FY 2013-FY 2011	
	Pos.	Amount	Pos.	Amount	Pos.	Amount	Pos.	Amount
Grades and Salary Ranges								
SES, \$119,554 - 179,700	2		2		2		0	
GS-15, \$123,758 - 155,500	33		33		34		1	
GS-14, \$105,211 - 136,771	98		98		98		0	
GS-13, \$89,033 - 115,742	1,052		1,052		1,026		(26)	
GS-12, \$74,872 - 97,333	488		488		488		0	
GS-11, \$62,467 - 81,204	166		166		142		(24)	
GS-10, \$56,857 - 73,917	119		119		119		0	
GS-9, \$51,630 - 67,114	164		164		164		0	
GS-8, \$46,745 - 60,765	103		103		103		0	
GS-7, \$42,209 - 54,875	251		251		251		0	
GS-6, \$37,983 - 49,375	273		273		273		0	
GS-5, \$34,075 - 44,293	21		21		21		0	
GS-4, \$30,456 - 39,590	6		6		6		0	
GS-3, \$27,130 - 35,269	0		0		0		0	
GS-2, \$24,865 - 31,292	0		0		0		0	
GS-1, \$22,115 - 27,663	0		0		0		0	
Ungraded Positions	555		555		555		0	
Total, Appropriated Positions	3,331		3,331		3,282		(49)	
Average SES Salary		\$169,659		\$169,659		\$169,659		
Average GS Salary		\$67,965		\$67,983		\$67,704		
Average GS Grade		11.00		11.00		11.00		

L: Summary of Requirements by Object Class

Summary of Requirements by Object Class
 Interagency Crime Drug Enforcement Task Force
 Salaries and Expenses
 (Dollars in Thousands)

Object Classes	2011 Actuals		2012 Estimate		2013 Request		Increase/Decrease	
	FTE	Amount	FTE	Amount	FTE	Amount	FTE	Amount
11.1 Direct FTE & personnel compensation	3,277	\$315,304	3,277	\$315,304	3,228	\$312,602	(49)	(\$2,702)
11.3 Other than full-time permanent	56	4,320	56	4,320	56	4,320	0	\$0
11.5 Total, Other personnel compensation	570	37,017	570	37,017	570	37,017	0	\$0
<i>Overtime</i>	112	4,071	112	4,071	112	4,071	0	\$0
<i>Other Compensation</i>	458	32,946	458	32,946	458	32,946	0	\$0
11.8 Special personal services payments	0	333	0	333	0	346	0	\$13
Total	3,903	356,974	3,903	356,974	3,854	354,285	(49)	(2,689)
Other Object Classes:								
12.0 Personnel benefits		120,161		120,161		122,119		\$1,958
21.0 Travel and transportation of persons		8,323		8,323		8,323		\$0
22.0 Transportation of things		365		365		365		\$0
23.1 GSA rent		474		474		751		\$277
23.2 Moving/Lease Expirations/Contract Parking		56		56		56		\$0
23.3 Comm., util., & other misc. charges		3,294		3,294		3,294		\$0
24.0 Printing and reproduction		128		128		128		\$0
25.2 Other services from non-Federal sources		26,247		30,402		24,580		(\$5,822)
26.0 Supplies and materials		3,249		3,249		3,249		\$0
31.0 Equipment		7,643		7,643		7,643		\$0
Total obligations		526,914		\$531,069		\$524,793		(\$6,276)
Unobligated balance, start of year		(2,207)		(\$4,159)				
Unobligated balance, end of year		4,257						
Recoveries of prior year obligations		(2,054)						
Transfers		602		602				
Total DIRECT requirements		527,512		527,512		524,793		
Reimbursable FTE:								
Full-time permanent	0	\$0			0	\$0	0	\$0
23.1 GSA rent (Reimbursable)		\$0				\$0		\$0
25.3 DHS Security (Reimbursable)		\$0				\$0		\$0

M. Status of Congressionally Requested Studies, Reports, and Evaluations

Interagency Crime Drug Enforcement Task Force

Salaries and Expenses
(Dollars in Thousands)

Status of Congressionally Requested Studies, Reports, and Evaluations

The conferees expect OCDETF to prioritize the continuation of support for Assistant U.S. Attorney positions and collocated Strike Forces in the Southwest Border region, and to submit a report to the Committees on Appropriations not later than 90 days after the enactment of this Act showing the current and planned distribution of personnel, by bureau, to each of the collocated Strike Forces. The report is currently under management review and should be completed by the February 18, 2012 deadline.