

2024 Violent Crime Outcomes

December 31, 2024



U.S. DEPARTMENT OF JUSTICE

U.S. ATTORNEY'S OFFICE FOR THE DISTRICT OF COLUMBIA

Violent Crime Landscape 2023 vs. 2024

| Offense | 2023 | 2024 | Percent Change | <i>Lowest Year Reported in Last 30 Years</i> | <i>Rank of Best Years for Each Crime Category</i> |
|-------------------------------|--------------|--------------|----------------|--|---|
| Violent Crime - Total | 5,345 | 3,469 | -35% | 3,850 (2022) | 1/30 |
| Homicide | 274 | 187 | -32% | 88 (2012) | 15/30 |
| Sex Abuse | 191 | 143 | -25% | 134 (2009) | 4/30 |
| Assault w/ a Dangerous Weapon | 1,412 | 1,026 | -27% | 1,387 (2022) | 1/30 |
| Robbery | 3,468 | 2,113 | -39% | 1,998 (2020) | 5/30 |
| Burglary | 1,095 | 1,001 | -9% | 1,054 (2022) | 1/30 |

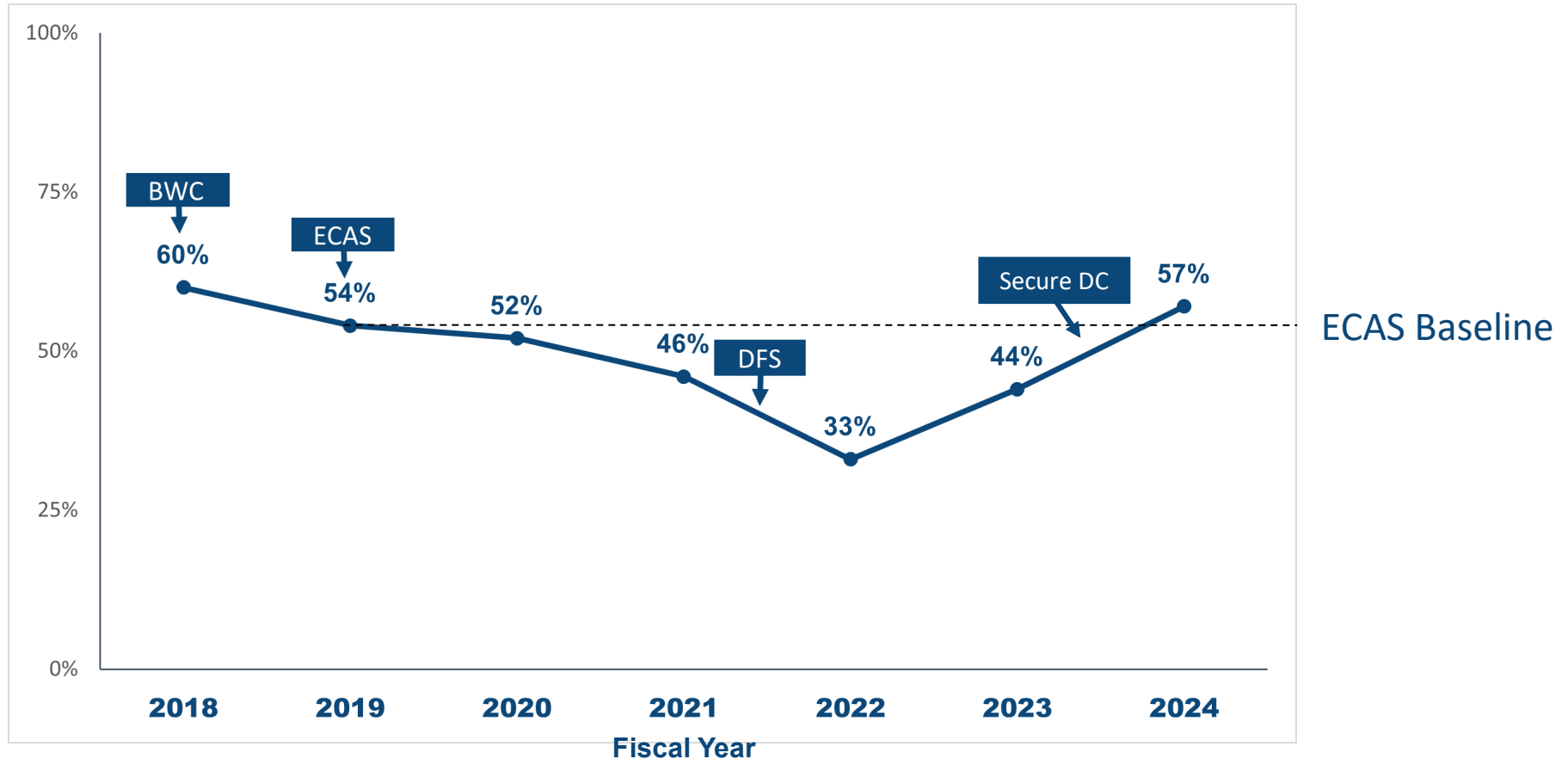


U.S. DEPARTMENT OF JUSTICE

U.S. ATTORNEY'S OFFICE FOR THE DISTRICT OF COLUMBIA

Day-of-Arrest Charging Rate

Fiscal Years 2018-2024

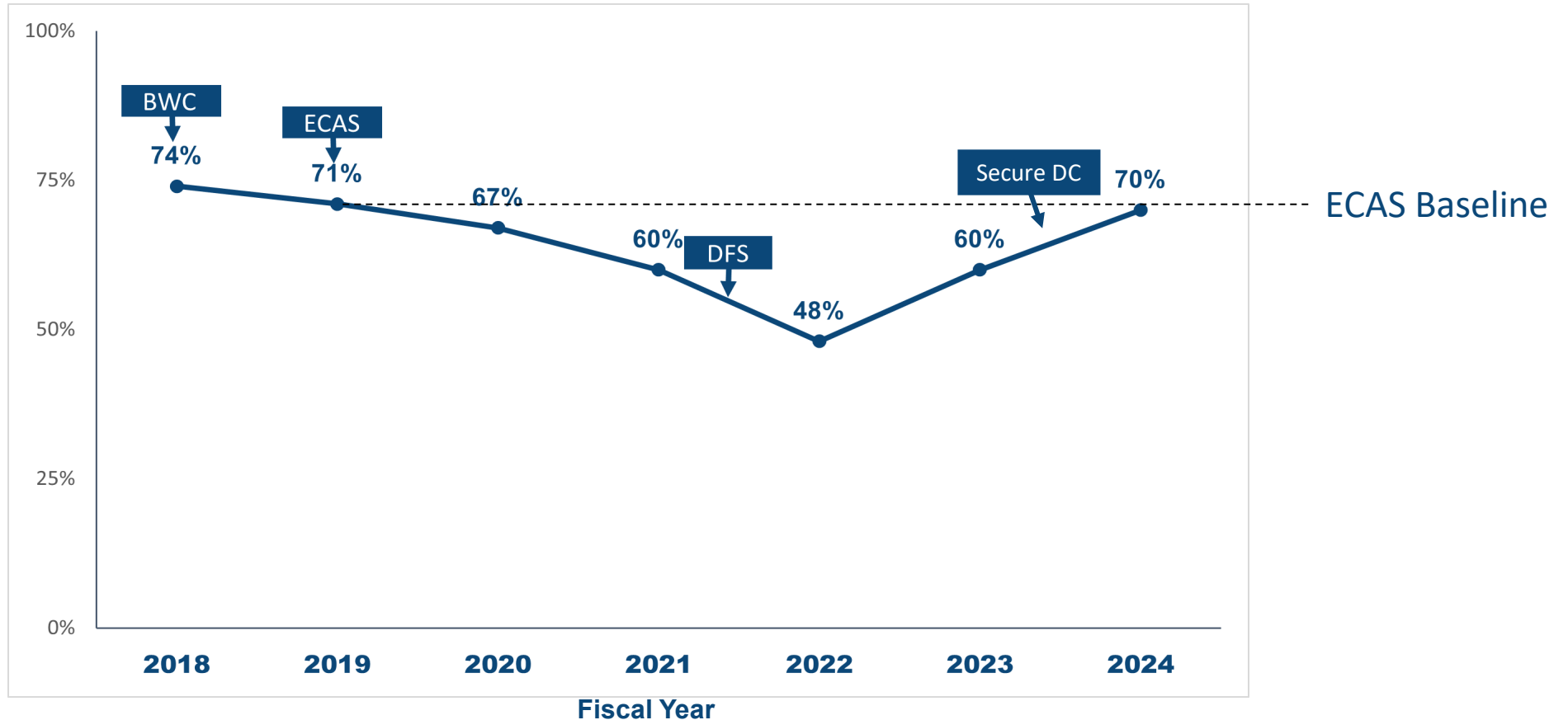


U.S. DEPARTMENT OF JUSTICE

U.S. ATTORNEY'S OFFICE FOR THE DISTRICT OF COLUMBIA

Felony Day-of-Arrest Charging Rate

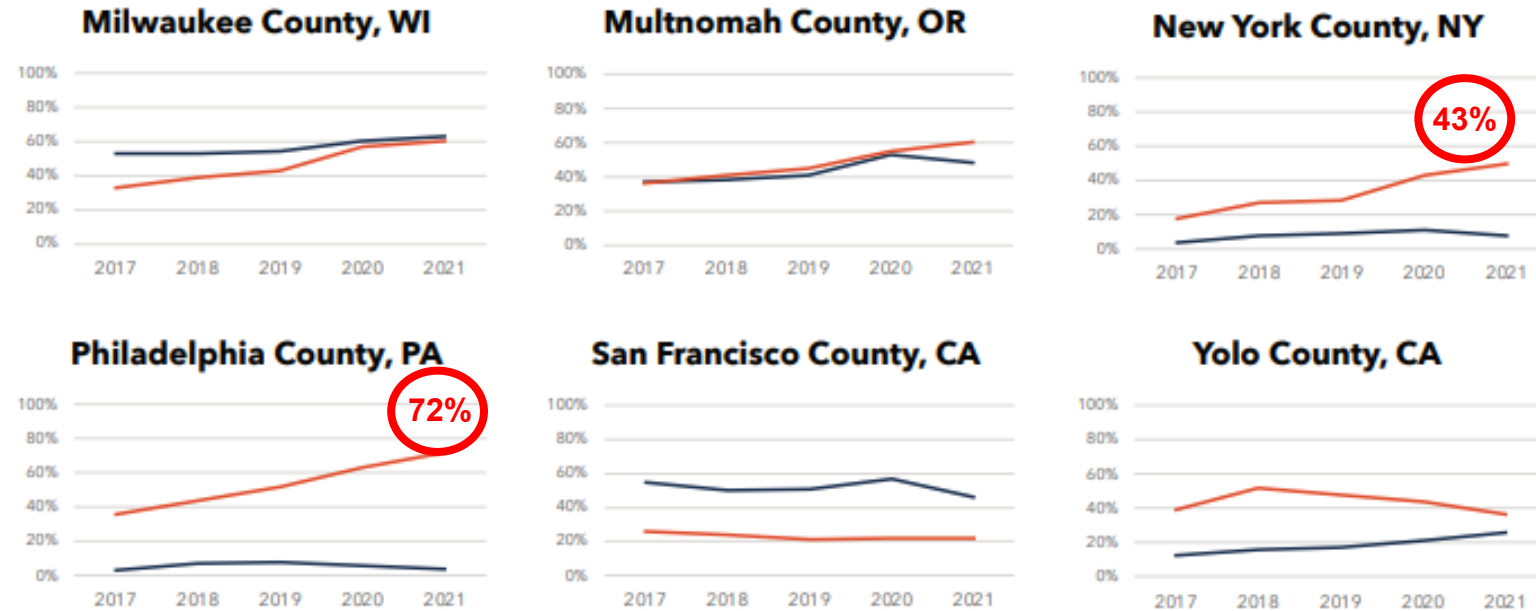
Fiscal Years 2018-2024



U.S. DEPARTMENT OF JUSTICE

U.S. ATTORNEY'S OFFICE FOR THE DISTRICT OF COLUMBIA

Experts Look at All the Numbers



Blue lines represent rejection rates. Orange lines represent dismissal rates.

Rejection rates are calculated as a percentage of all cases referred for prosecution; dismissal rates are calculated as a percentage of all cases filed for prosecution.

*Data could be collected only for felony cases

REJECT OR DISMISS? A PROSECUTOR'S DILEMMA:
 A research report by the Prosecutorial Performance Indicators (PPIs) about prosecutorial case screening and dismissal practices (July 2022)

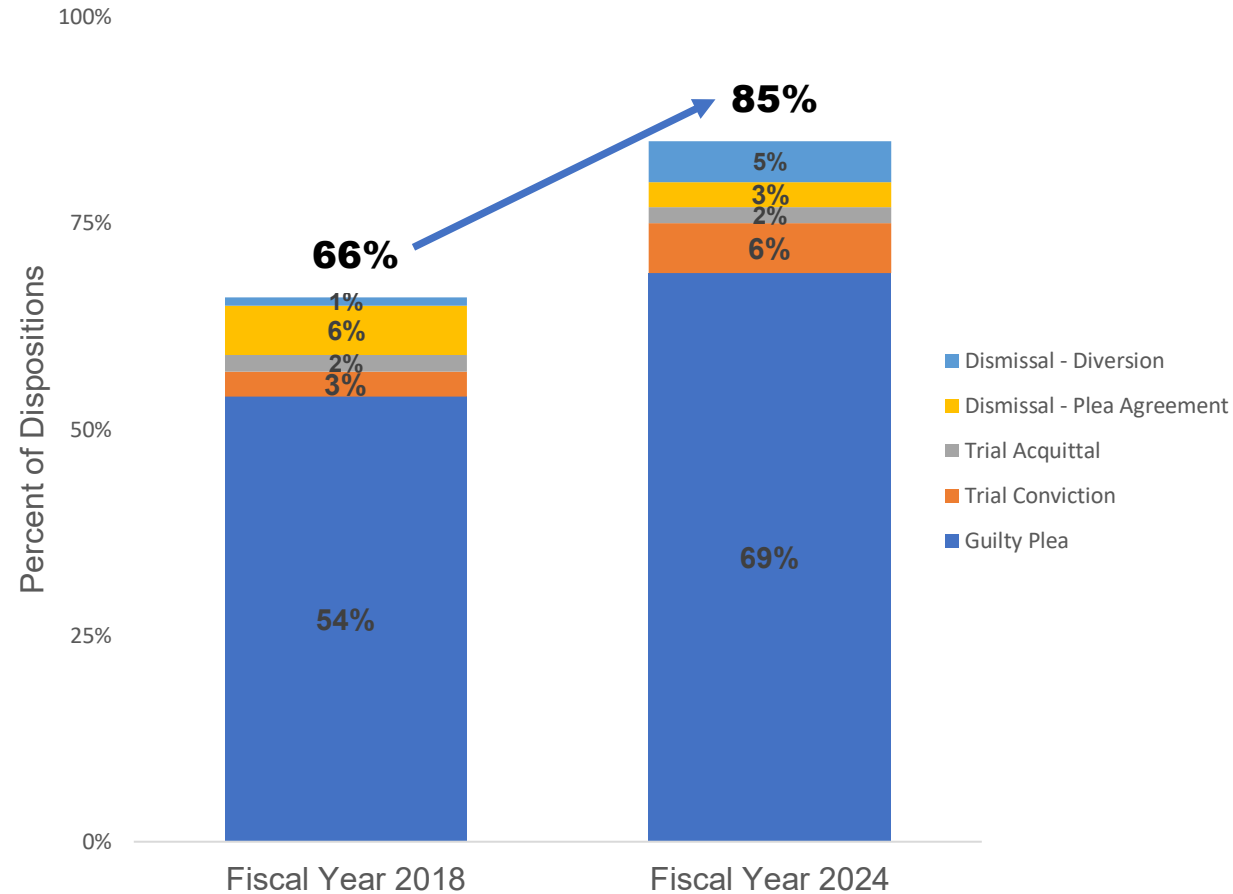
<https://prosecutorialperformanceindicators.org/wp-content/uploads/2022/07/PPI-Reject-Dismiss-Final.pdf>



U.S. DEPARTMENT OF JUSTICE

U.S. ATTORNEY'S OFFICE FOR THE DISTRICT OF COLUMBIA

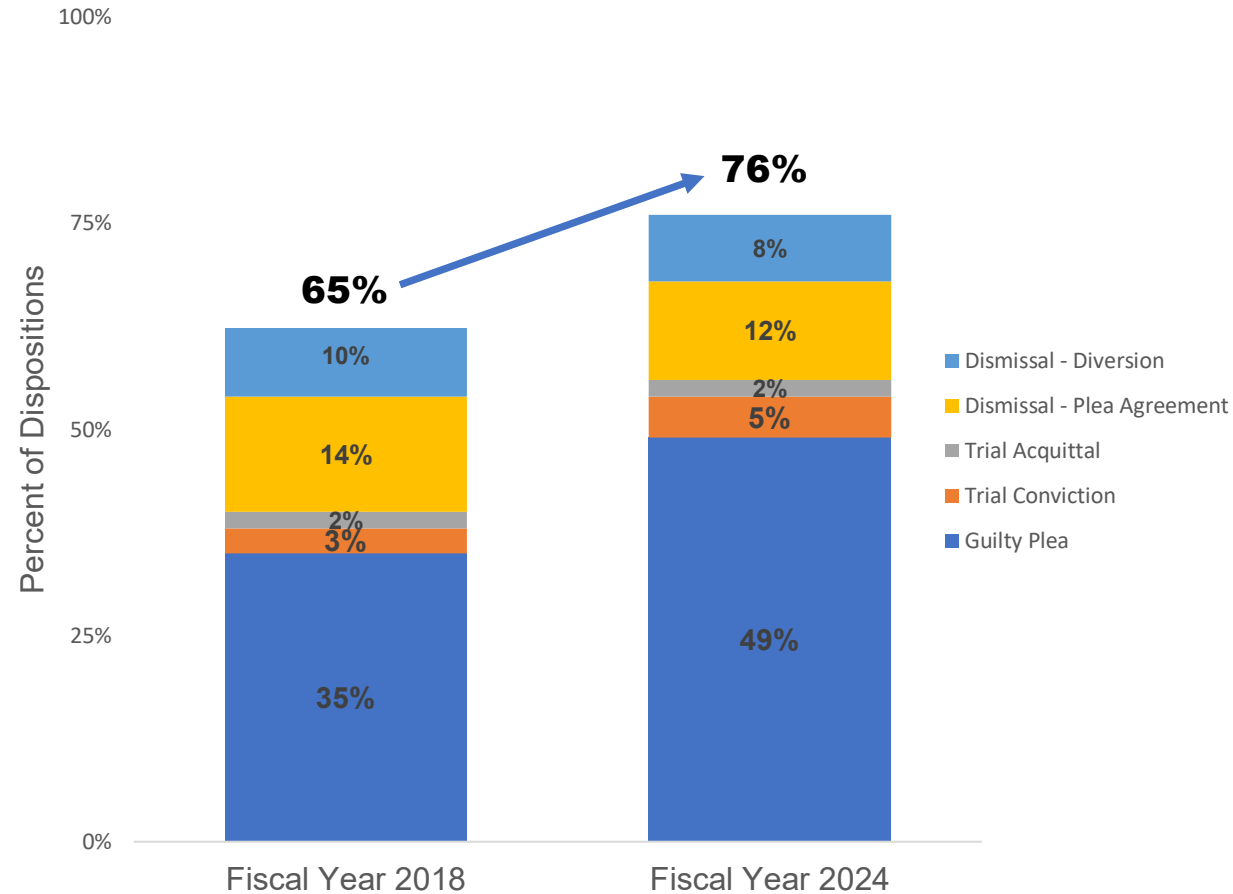
Felony Outcomes: Pre-ECAS → FY2024



U.S. DEPARTMENT OF JUSTICE

U.S. ATTORNEY'S OFFICE FOR THE DISTRICT OF COLUMBIA

All Outcomes: Pre-ECAS → FY2024



U.S. DEPARTMENT OF JUSTICE

U.S. ATTORNEY'S OFFICE FOR THE DISTRICT OF COLUMBIA

Arrests Resulting in Outcomes

All Cases

| | |
|----------------------------|----------------------------|
| 39% | 43% |
| FY 2018 | FY 2024 |
| Charging Rate: 60% | Charging Rate: 57% |
| Prosecutorial Outcome: 65% | Prosecutorial Outcome: 76% |

Felony Cases

| | |
|----------------------------|----------------------------|
| 49% | 60% |
| FY 2018 | FY 2024 |
| Charging Rate: 74% | Charging Rate: 70% |
| Prosecutorial Outcome: 66% | Prosecutorial Outcome: 85% |

Gun Possession Cases

| | |
|----------------------------|----------------------------|
| 55% | 58% |
| FY 2018 | FY 2024 |
| Charging Rate: 85% | Charging Rate: 71% |
| Prosecutorial Outcome: 65% | Prosecutorial Outcome: 82% |



U.S. DEPARTMENT OF JUSTICE

U.S. ATTORNEY'S OFFICE FOR THE DISTRICT OF COLUMBIA

Aggressively Charging Gun Offenders

Project Safe Neighborhoods (PSN): Washington, DC

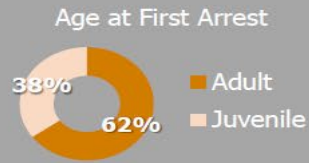


Analysis of 151 Defendants: 4/2022 to 12/2024

Demographics

- The average age at the time of PSN arrest is 30.
- The average age at the time of first arrest is 17.
- 37% of PSN defendants have gang associations.
- Arrest & Conviction Trends:

- **Average Number of Felony Arrests: 6**
- **Average Number of Felony Convictions: 2**
- **Average Number of Firearm-related Arrests: 3**
- Average Number of Narcotics-related Arrests: 3
- Average Number of Assault Arrests: 2
- **23% of defendants were previously arrested for Homicide**
- **54% of defendants were previously arrested for Robbery**



Firearms Recovered

- **194 total firearms recovered in 156 PSN cases**
- 27% of recovered firearms were traced *and* resulted in NIBIN leads:
 - The average time between purchase and first shooting is 1,485 days.
 - The average time between purchase and recovery is 2,019 days.

Firearm-Related Offenses

- **46% of PSN cases are linked to shootings by NIBIN**
 - **30% of PSN cases are linked to violent crime**
- **60% of defendants were suspects in past shootings**
- 29% of defendants were victims in past shootings
- 24% of defendants were arrested with Machinegun Conversion Devices (MCDs), accounting for **36 total MCDs**
- 11% were arrested with Privately Made Firearms (PMFs)



Above: Pistol equipped with MCD.



ATF


Bureau of Alcohol, Tobacco, Firearms,
and Explosives



U.S. DEPARTMENT OF JUSTICE

U.S. ATTORNEY'S OFFICE FOR THE DISTRICT OF COLUMBIA

Predictive Violence Case Study



- 17 defendants charged as co-conspirators
- The case area saw a significant short-term impact, with a **66% reduction** in violent crime at the six-month mark.
- Significant decreases remain persistent:
 - In the 311 days after the case takedown on July 19, 2021, a **60% reduction**
 - At the two-year mark, a **23% reduction** persisted, with a notable **56% reduction in homicides**



Federal Crew Prosecutions - Sentences

| Defendant | Sentence | Charge |
|-----------------------------|-------------------|--|
| Barry 'B-Dot' Tyson | 73 months | Possession of a firearm in furtherance of drug trafficking and conspiracy to distribute cocaine |
| Delonta 'Meathead' Chappell | 48 months | Conspiracy to distribute cocaine |
| Anthony 'Ant' Graves | 27 months | Conspiracy to distribute cocaine |
| Deshawn 'Dey Dey' Loggins | 42 months | Conspiracy to distribute cocaine |
| Kevonte 'Key Tay' Randall | 46 months | Conspiracy to distribute cocaine and possessing a firearm |
| Corenzo 'Snowman' Mobery | 180 months | Conspiracy to distribute cocaine and crack cocaine, possession with intent to distribute cocaine and crack cocaine, carrying a firearm in furtherance of drug trafficking offense, and unlawful possession of a firearm by a convicted felon |
| Rico 'Ric' Griffin | 66 months | Conspiracy to distribute cocaine |

| Defendant | Sentence | Charge |
|----------------------------|-------------------|---|
| Shahborne 'Shyboon' Scales | 66 months | Conspiracy to distribute cocaine |
| Luther 'Tank' McDuffie | 24 months | Conspiracy to distribute cocaine |
| Ricky 'Fatz' Lyles | 114 months | Conspiracy to distribute cocaine and possessing a firearm |
| Nico 'Cheese' Griffin | 37 months | Conspiracy to distribute cocaine |
| Dandre 'Freckles' Shorter | 37 months | Conspiracy to distribute cocaine |
| Wesley 'E-Bug' Leake | 40 months | Conspiracy to distribute cocaine |
| Leon 'L' Lindsay | 57 months | Conspiracy to distribute cocaine |
| Dezmond 'Juice' Cunningham | 48 months | Conspiracy to distribute cocaine |
| Divine 'Newcomb' Chappell | 76 months | Possession of a firearm in furtherance of drug trafficking and conspiracy to distribute cocaine |
| Shawn 'Black' Wooden | 92 months | Unlawful possession of a firearm by a felon |



U.S. DEPARTMENT OF JUSTICE

U.S. ATTORNEY'S OFFICE FOR THE DISTRICT OF COLUMBIA

2024 Federal Crew Prosecutions

10 District Men Arrested in Fentanyl and Cocaine Distribution Conspiracy

Thursday, May 16, 2024

Share >

Crew Operated Near 21st Street and Maryland Avenue

WASHINGTON – Law enforcement arrested 10 members of a fentanyl distribution conspiracy with participating in a conspiracy to distribute fentanyl.

Four District Men Charged with Gun Crimes

Wednesday, April 17, 2024

Share >

WASHINGTON – A 21-count superseding indictment, unsealed today in U.S. District Court for the District of Columbia, charges four men – Lamont M. Langston, 43; Jamar Bennett, 44; Norman Morris, 43; and Kelvin Morris, 43 – with distributing mass amounts of phencyclidine (also known as PCP) in the metropolitan area. U.S. Attorney Matthew M. Graves, FBI Special Agent in Charge David J. Scott of the FBI Washington Field Office, and Special Agent in Charge Jarod Forget, of the DEA Washington Division.



U.S. DEPARTMENT OF JUSTICE

U.S. ATTORNEY'S OFFICE FOR THE DISTRICT OF COLUMBIA

Second Superseding Indictment Charges One of Two District Brothers Accused in Fentanyl and Cocaine

PRESS RELEASE

Superseding Indictment Adds 13 Defendants to Fentanyl Distribution Conspiracy Spanning From California to D.C.

Thursday, June 13, 2024

Share >

Monday, November 20, 2023

Share >

For Immediate Release

U.S. Attorney

WASHINGTON – Federal law enforcement in D.C., Virginia, Maryland, San Diego, and Los Angeles arrested 11 additional alleged members of a fentanyl drug distribution, responsible for bringing hundreds of thousands of fake blue Oxycodone (M30) pills, containing fentanyl, from California to D.C., announced U.S. Attorney Matthew M. Graves, Administrator Anne Milgram, of the Drug Enforcement Administration (DEA), Special Agent in Charge Jarod Forget, of the DEA Washington Division, Inspector in Charge Damon Wood, of the United States Postal Inspection Service Washington Division, and Chief Pamela Smith, of the Metropolitan Police Department (MPD).

Share >

Five Defendants in Custody in Multi-Agency Investigation Focused on Trinidad Fentanyl

For Immediate Release

U.S. Attorney's Office, District of Columbia

Georgetown University

Defendant Sentenced to 180 Months in Prison for Fentanyl and Firearm Violations

For Immediate Release

U.S. Attorney's Office, District of Columbia

After 17 MLK Defendants Were Arrested, Area Saw a 63% Reduction in Violent Crime



USAO Day-of-Arrest Charging Decisions for Adult Gun Possession and Violent Crime w/ Gun Arrests

Full Calendar Year Data for Prior Years
Data through June 30, 2024 for Current Year

Select Year
to view data for that period

- Year
- 2023 (Full Year)
 - 2024 (Q1 & Q2)

Day-of-Arrest Charging Decisions for Adult Gun Possession Arrests

Day-of-Arrest Charging Decisions for Adult Violent Crime w/Gun Arrests



U.S. DEPARTMENT OF JUSTICE

U.S. ATTORNEY'S OFFICE FOR THE DISTRICT OF COLUMBIA



USAO Adult Violent Crime with Gun Case Dispositions

D.C. Superior Court

Full Calendar Year Data for Prior Years
Data through June 30, 2024 for Current Year

Select Year
to view data for that period

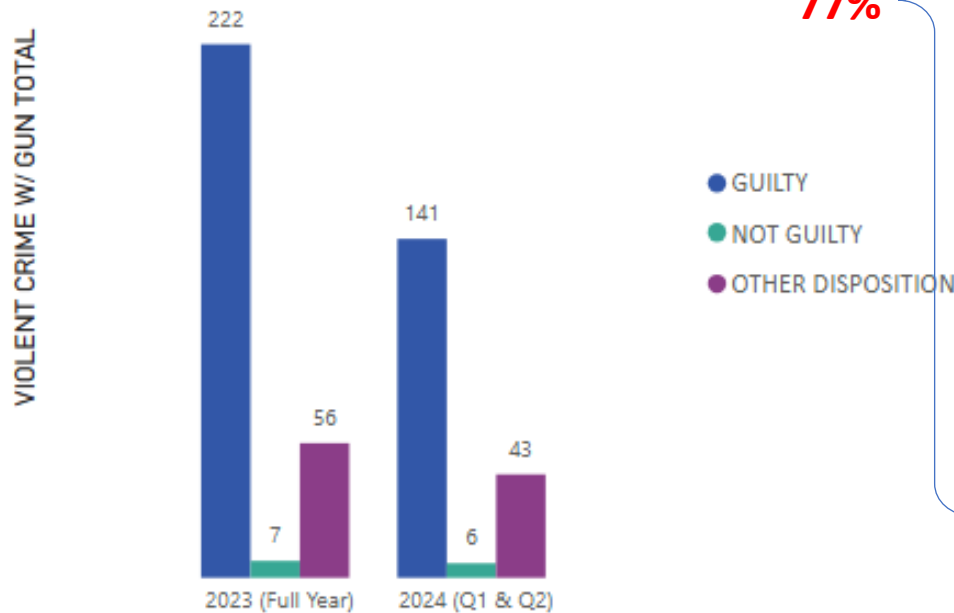
Year
 2023 (Full Year)
 2024 (Q1 & Q2)

USAO Total Adult Violent Crime w/ Gun Cases Disposed

190

This disposition information relates to any case with a **disposition** between January 1 and December 31, 2023, and therefore includes many cases filed in prior years. Please see the data dictionary for additional information about data sources for this dashboard, as well as explanations regarding the following "Other Disposition" categories: Dismissal, Dismissed per a Plea Agreement, Diversion Completed, and Transferred to District Court for Prosecution.

USAO Adult Violent Crime w/ Gun Cases Disposed, by Disposition Type



USAO Adult Violent Crime w/ Gun Cases Disposed, by Disposition Detail

| DISPOSITION | # | % |
|--|------------|---------------|
| GUILTY | 141 | 74.2% |
| GUILTY PLEA | 119 | 62.6% |
| TRIAL CONVICTION | 22 | 11.6% |
| NOT GUILTY | 6 | 3.2% |
| TRIAL ACQUITTAL | 6 | 3.2% |
| OTHER DISPOSITION | 43 | 22.6% |
| ABATEMENT (DEFENDANT DEATH) | 2 | 1.1% |
| DISMISSAL | 29 | 15.3% |
| DISMISSED PER A PLEA AGREEMENT | 3 | 1.6% |
| DIVERSION COMPLETED | 0 | 0.0% |
| JUDICIAL FINDING OF CONSTITUTIONAL VIOLATION - EVIDENCE SUPPRESSED - DISMISSAL | 0 | 0.0% |
| JUDICIAL FINDING OF NO PROBABLE CAUSE - COURT DISMISSAL | 4 | 2.1% |
| TRANSFERRED TO DISTRICT COURT FOR PROSECUTION | 5 | 2.6% |
| Total | 190 | 100.0% |

77%



USAO Day-of-Arrest Charging Decisions for Adult Gun Possession Arrests

January 1 - December 31, 2023



Data through June 30, 2024 for Current Year

Day-of-Arrest Charging Decisions for Adult Gun Possession Arrests

Adult Gun Possession Arrests Presented to USAO

760

USAO Day-of-Arrests Charging Rate for Adult Gun Possession Arrests

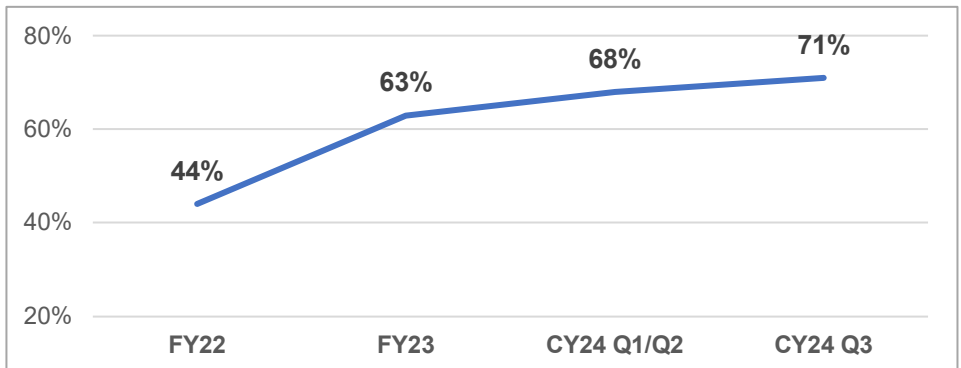
67.8%

USAO Adult Gun Possession Offenses Charged on Day-of-Arrest

515

USAO Adult Gun Possession Offenses Not Charged on Day-of-Arrest

245



OAG Day-of-Arrest Charging Decisions for Adult Gun Possession Cases Originating with OAG

January 1 - December 31, 2023



**This page displays only adult gun possession cases that originated with OAG. See the Data Dictionary for an explanation of the distinction between adult gun possession cases prosecuted by USAO vs. OAG and the transfer of cases from USAO to OAG.*

Adult Gun Possession Arrests Originating with OAG

85

OAG Day-of-Arrests Charging Rate for Adult Gun Possession Arrests

69.4%

OAG Adult Gun Possession Offenses Charged on Day-of-Arrest

59

OAG Adult Gun Possession Offenses Not Charged on Day-of-Arrest

26



OAG Day-of-Arrest Charging Decisions for Adult Gun Possession Cases Transferred from USAO to OAG

January 1 - December 31, 2023



**This page displays only adult gun possession cases that were transferred from USAO to OAG. See the Data Dictionary for an explanation of the distinction between adult gun possession cases prosecuted by USAO vs. OAG and the transfer of cases from USAO to OAG.*

Adult Gun Possession Arrests Transferred from USAO to OAG

137

OAG Day-of-Arrests Charging Rate for Adult Gun Possession Arrests

37.2%

OAG Adult Gun Possession Offenses Charged on Day-of-Arrest

51

OAG Adult Gun Possession Offenses Not Charged on Day-of-Arrest

86

OAG and USAO make independent assessments when the decision not to charge a gun possession arrest is based on constitutional or evidentiary issues underlying the arrest. When OAG's assessment of an arrest aligns with USAO's assessment to not charge the arrest, it will appear as "not charged" on both USAO's dashboard and OAG's dashboard of "transferred cases." In most cases, OAG and USAO reach the same conclusion based on their independent assessments, and therefore it is typical to see one gun possession arrest as "not charged" on both dashboards.





USAO Adult Gun Possession Case Dispositions

D.C. Superior Court

Full Calendar Year Data for Prior Years
Data through June 30, 2024 for Current Year

Select Year
to view data for that period

- Year
- 2023 (Full Year)
- 2024 (Q1 & Q2)

USAO Total Adult Gun Possession Cases Disposed

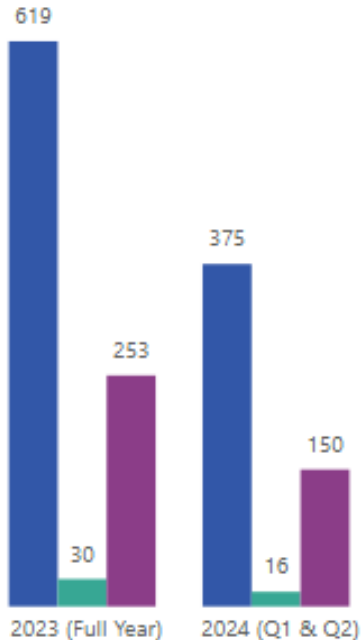
541

This disposition information relates to any case with a **disposition** between January 1 and December 31, 2023, and therefore includes many cases filed in prior years. Please see the data dictionary for additional information about data sources for this dashboard, as well as explanations regarding the following "Other Disposition" categories: Dismissal, Dismissed per a Plea Agreement, Diversion Completed, and Transferred to District Court for Prosecution.

USAO Adult Gun Possession Cases Disposed, by Disposition Detail

USAO Adult Gun Possession Cases Disposed, by Disposition Type

GUN POSSESSION TOTAL



74%

| DISPOSITION | # | % |
|--|------------|---------------|
| GUILTY | 375 | 69.3% |
| GUILTY PLEA | 344 | 63.6% |
| TRIAL CONVICTION | 31 | 5.7% |
| NOT GUILTY | 16 | 3.0% |
| TRIAL ACQUITTAL | 16 | 3.0% |
| OTHER DISPOSITION | 150 | 27.7% |
| ABATEMENT (DEFENDANT DEATH) | 2 | 0.4% |
| DISMISSAL | 29 | 5.4% |
| DISMISSED PER A PLEA AGREEMENT | 11 | 2.0% |
| DIVERSION COMPLETED | 69 | 12.8% |
| JUDICIAL FINDING OF CONSTITUTIONAL VIOLATION - EVIDENCE SUPPRESSED - | 5 | 0.9% |
| JUDICIAL FINDING OF NO PROBABLE CAUSE - COURT DISMISSAL | 10 | 1.8% |
| TRANSFERRED TO DISTRICT COURT FOR PROSECUTION | 24 | 4.4% |
| Total | 541 | 100.0% |

2025 and Beyond

- Percent of violent crimes involving firearms
- Appropriate accountability for firearms offenses (first full year of Secure DC)
- Homicide backlog
- Most of the proactive investigations that will impact violent crime in 2025 have already launched
- Sustained data-driven coordination among federal and local partners on targeting drivers of gun violence

